

ECONOLINE - DC/DC-Converter

RECOM

REC5-S/DRW Ser., 5W, DIP24, Regul., Wide Input 2:1 & 4:1 (Single & Dual Output)



Selection Guide

Part Number DIP24	Input Voltage (VDC)	Output Voltage (VDC)	Output Current (mA)	Efficiency (%)
REC5-XX05SRW*	9-18, 18-36, 36-72	5	1000	75
REC5-XX09SRW*	9-18, 18-36, 36-72	9	556	80
REC5-XX12SRW*	9-18, 18-36, 36-72	12	470	80
REC5-XX15SRW*	9-18, 18-36, 36-72	15	400	81
REC5-XX05DRW*	9-18, 18-36, 36-72	±5	±500	75
REC5-XX12DRW*	9-18, 18-36, 36-72	±12	±230	80
REC5-XX15DRW*	9-18, 18-36, 36-72	±15	±190	81
REC5-XX05SRWZ*	9-36, 18-72	5	1000	74
REC5-XX09SRWZ*	9-36, 18-72	9	556	76
REC5-XX12SRWZ*	9-36, 18-72	12	470	78
REC5-XX15SRWZ*	9-36, 18-72	15	400	80
REC5-XX05DRWZ*	9-36, 18-72	±5	±500	81
REC5-XX12DRWZ*	9-36, 18-72	±12	±230	81
REC5-XX15DRWZ*	9-36, 18-72	±15	±190	81

XX = 9-18Vin = 12
 XX = 18-36Vin = 24
 XX = 36-72Vin = 48

XX = 9-36Vin = 24
 XX = 18-72Vin = 48

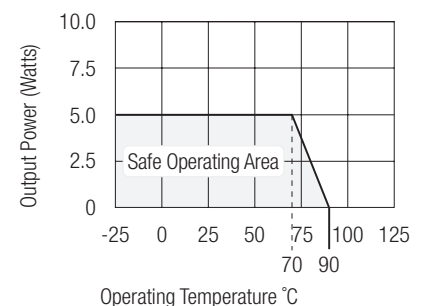
*add „/A“ or „/ B“ for Pinning,
 see next page.

Features

- 5W DIP Package
- 9-18V, 18-36V, 36-72V Wide Input Range
- Short Circuit Protection
- Regulated Output
- UL94V-0 Package Material
- Efficiency to 81%

Specifications (Core Operating Area) and Operating Temperature / Derating-Graph

Voltage Setting Accuracy	±2% max.
Temperature Coefficient	±0.03%/°C
Ripple and Noise (20MHz BW)	100mVp-p max.
Line Regulation (HL-LL)	±0.2% max.
Load Regulation (for output load current change from 10% to 100%)	±0.2% max.
Short Circuit Protection	Continuous
Operating Temperature	-25°C to +70°C (see Graph)
Storage Temperature	-55°C to +100°C
Cooling	Free-Air Convection
Input Filter	Pi Network
Efficiency	70% min.
Isolation Voltage	1.000VDC min.
Isolation Resistance	10 ⁹ ohms min.
Switching Frequency at Full Load	25kHz min.
Isolation Capacitance	80pF max.
Weight	14.6g
Case Material	Non-Conductive Plastic



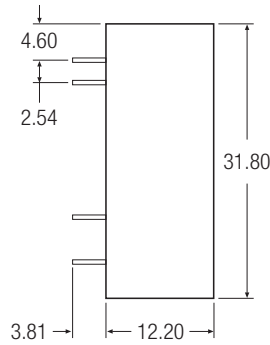
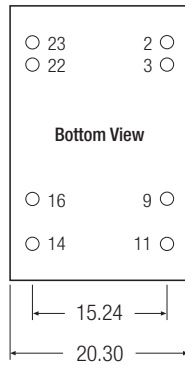
ECONOLINE - DC/DC-Converter

REC5-S/DRW Ser., 5W, DIP24, Regul., Wide Input 2:1 & 4:1 (Single & Dual Output)

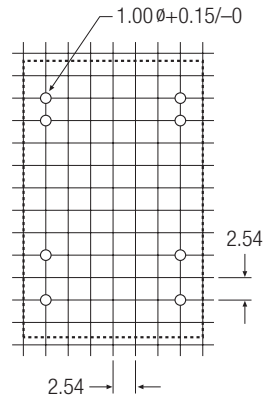
RECOM

Package Style and Pinning (mm)

Package Style and Pinning A



Recommended Footprint Details

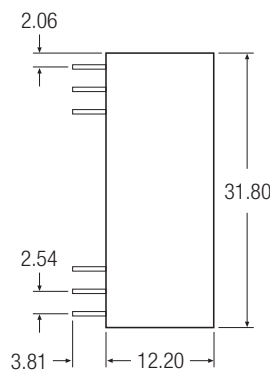
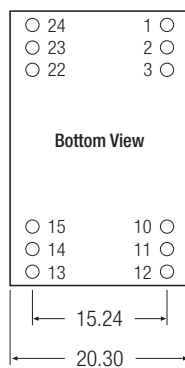


3rd angle projection

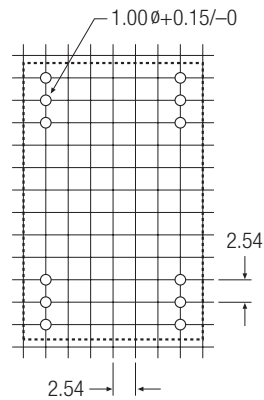
Pin Connections

Pin #	Single	Dual
2	-Vin	-Vin
3	-Vin	-Vin
9	NC	Common
11	NC	-Vout
14	+Vout	+Vout
16	-Vout	Common
22	+Vin	+Vin
23	+Vin	+Vin

Package Style and Pinning B



Recommended Footprint Details



Pin Connections

Pin #	Single	Dual
1	+Vin	+Vin
2	NC	-Vout
3	NC	Common
10	-Vout	Common
11	+Vout	+Vout
12	-Vin	-Vin
13	-Vin	-Vin
14	+Vout	+Vout
15	-Vout	Common
22	NC	Common
23	NC	-Vout
24	+Vin	+Vin

XX.X ± 0.5 mm
XX.XX ± 0.25 mm