

POWERLINE - DC/DC-Converter

A-Series, 8 Watt, DIP24, Regulated & Wide Input Range (Dual Output)

RECOM

Features

- 8 Watts in DIP24 Package
- Include 3.3VDC Output
- Efficiency up to 86%
- Regulated Outputs
- Low Profile, 10.2 mm Height
- No Derating to 71°C
- No other Components required
- Five-Sided EMI Shield
- Over Current Protection, Continuous
- MTBF 7.189 x 10⁵ Hours
- 2 Year Warranty
- Standard and SMT-Pinning
- UL 1950 Component Recognised



Selection Guide 12V, 24V and 48V Input Types

Part Number	Input Range	Output Voltage	Output Current	Efficiency (%)
RP08-1233SA	9-18 VDC	3.3 VDC	2000 mA	81
RP08-1205SA	9-18 VDC	5 VDC	1500 mA	82
RP08-1212SA	9-18 VDC	12 VDC	666 mA	86
RP08-1215SA	9-18 VDC	15 VDC	533 mA	83
RP08-1205DA	9-18 VDC	±5 VDC	±800 mA	83
RP08-1212DA	9-18 VDC	±12 VDC	±333 mA	84
RP08-1215DA	9-18 VDC	±15 VDC	±267 mA	84
RP08-2433SA	18-36 VDC	3.3 VDC	2000 mA	80
RP08-2405SA	18-36 VDC	5 VDC	1500 mA	84
RP08-2412SA	18-36 VDC	12 VDC	666 mA	83
RP08-2415SA	18-36 VDC	15 VDC	533 mA	83
RP08-2405DA	18-36 VDC	±5 VDC	±800 mA	83
RP08-2412DA	18-36 VDC	±12 VDC	±333 mA	85
RP08-2415DA	18-36 VDC	±15 VDC	±267 mA	85
RP08-4833SA	36-75 VDC	3.3 VDC	2000 mA	80
RP08-4805SA	36-75 VDC	5 VDC	1500 mA	83
RP08-4812SA	36-75 VDC	12 VDC	666 mA	84
RP08-4815SA	36-75 VDC	15 VDC	533 mA	84
RP08-4805DA	36-75 VDC	±5 VDC	±800 mA	84
RP08-4812DA	36-75 VDC	±12 VDC	±333 mA	85
RP08-4815DA	36-75 VDC	±15 VDC	±267 mA	85

Maximum Capacitive Load

RP08-xx33SA	3300µF
RP08-xx05SA	1600µF
RP08-xx12SA	350µF
RP08-xx15SA	240µF
RP08-xx05DA	±1000µF
RP08-xx12DA	±160µF
RP08-xx15DA	±100µF

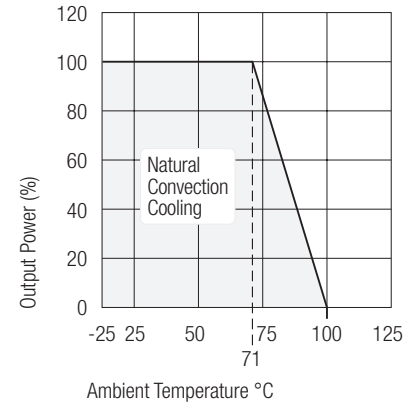
POWERLINE - DC/DC-Converter

A-Series, 8 Watt, DIP24, Regulated & Wide Input Range (Dual Output)

RECOM

Specifications (typical at nominal input and 25°C unless otherwise noted)

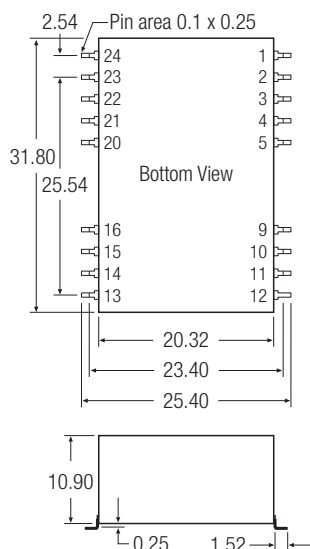
Input Voltage Range	12V types nominal	9-18V
	24V types nominal	18-36V
	48V types nominal	36-75V
Input Filter		Pi Type
Voltage Accuracy		±2%
Voltage Balance, Dual Outputs		±2%
Ripple and Noise, 20MHz BW		50mVp-p
Line Regulation	Single Output	±0.2% max.
	Dual Output	±0.2% max.
Load Regulation, FL-1/4FL	Single Output	±2% max.
	Dual Output	±1% max.
Temperature Coefficient		±0.02%/°C
Over Current Protection		Continuous
Control Voltage Referenced to Negative(-)Input Compatability		CMOS, TTL
ON-Control		4.8V min, or Open
OFF-Control		0.4V max. or Short
Switching Frequency		300kHz, typ.
Isolation Voltage		1600VDC
Isolation Resistance		10 ⁹ Ω
Isolation Capacitance		300pF max.
Operating Temperature Range		-25°C to +71°C
Storage Temperature Range		-55°C to +125°C
Cooling		Free-air Convection
EMI/RFI		Five-sided Shield
Case Material		Nickel-Coated Copper with Non-Conductive Base
Dimensions		31.8 x 20.3 x 10.2 mm
MTBF (MIL-HDBK-217F TA = 25°C full load)		7.189 x 10 ⁵ Hours



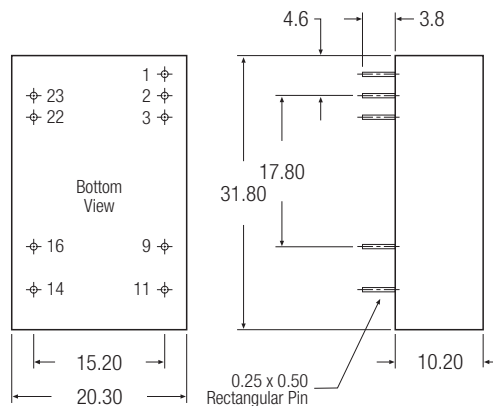
Package Style and Pinning (mm)

SMD Package Style

Same spec. as the original DIP spec. and pin definition, excl. of the SMD type pin.



DIP24 Package Style



Pin Connections

Pin #	Single	Dual
1	ON/OFF	ON/OFF
2	-Vin	-Vin
3	-Vin	-Vin
9	NC	Com
11	NC	-Vout
14	+Vout	+Vout
16	-Vout	Com
22	+Vin	+Vin
23	+Vin	+Vin

NC = No Connection