


ECONOLINE - DC/DC-Converter

RQS / RQD Series, 0.25 Watt, SMD (Single & Dual Output)

RECOM

Features

- 1kVDC Isolation
- Efficiency to 73%
- UL 94V-0 Package Material
- Toroidal Magnetics
- Internal SMD Construction

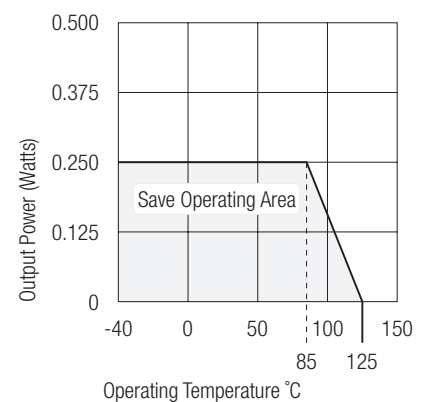


Selection Guide

Part Number SMD	Input Voltage (VDC)	Output Voltage (VDC)	Output Current (mA)	Efficiency (%)
RQS-XX1.8/0.25	1.8, 3.3, 5, 9, 12, 15, 24	1.8	139	70
RQS-XX3.3/0.25	1.8, 3.3, 5, 9, 12, 15, 24	3.3	76	70
RQS-XX05/0.25	1.8, 3.3, 5, 9, 12, 15, 24	5	50	70
RQS-XX09/0.25	1.8, 3.3, 5, 9, 12, 15, 24	9	28	71
RQS-XX12/0.25	1.8, 3.3, 5, 9, 12, 15, 24	12	21	72
RQS-XX15/0.25	1.8, 3.3, 5, 9, 12, 15, 24	15	17	72
RQS-XX24/0.25	1.8, 3.3, 5, 9, 12, 15, 24	24	10	73
RQD-XX1.8/0.25	1.8, 3.3, 5, 9, 12, 15, 24	±1.8	±70	70
RQD-XX3.3/0.25	1.8, 3.3, 5, 9, 12, 15, 24	±3.3	±38	70
RQD-XX05/0.25	1.8, 3.3, 5, 9, 12, 15, 24	±5	±25	70
RQD-XX09/0.25	1.8, 3.3, 5, 9, 12, 15, 24	±9	±14	71
RQD-XX12/0.25	1.8, 3.3, 5, 9, 12, 15, 24	±12	±11	72
RQD-XX15/0.25	1.8, 3.3, 5, 9, 12, 15, 24	±15	±9	72
RQD-XX24/0.25	1.8, 3.3, 5, 9, 12, 15, 24	±24	±5	73

Specifications (Core Operating Area) and Operating Temperature / Derating-Graph

Input Voltage	±10%	
Input Filter	Capacitor Type	
Output Voltage Accuracy	±5%	
Line Voltage Regulation	1.2% typ./1% V Input	
Load Voltage Regulation (10% to 100% full load)	1.8V, 3.3V output types 5V output types 9V-24V output types	20% max. 15% max. 10% max.
Ripple and Noise (20MHz limited)	100mVp-p max.	
Efficiency at Full Load	65% min.	
Isolation Voltage	1.000VDC min.	
Isolation Resistance (Viso = 500VDC)	10 GΩ min.	
Isolation Capacitance	25pF min./82pF max.	
Short Circuit Protection	1 Second	
Switching Frequency at Full Load	100kHz typ.	
Operating Temperature	-40°C to +85°C* (see Graph)	
Storage Temperature	-55°C to +125°	
Package Weight	Single output types Dual output types	1.5g 2.2g



ECONOLINE - DC/DC-Converter

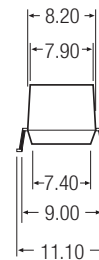
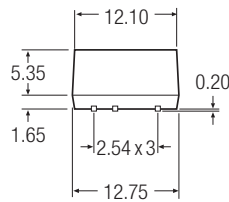
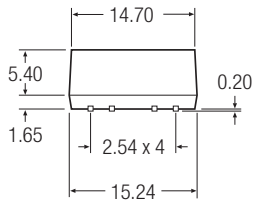
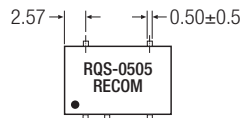
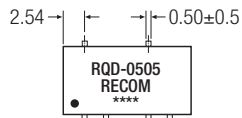
RQS / RQD Series, 0.25 Watt, SMD (Single & Dual Output)

RECOM

Package Style and Pinning (mm)

3rd angle projection 

SMD Package

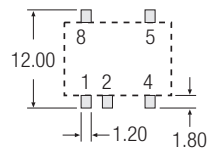
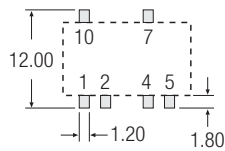


Pin Connections

Pin #	Single	Dual
1	-Vin	-Vin
2	+Vin	+Vin
4	-Vout	Com
5	+Vout	-Vout
7	No Pin	+Vout
8	NC	No Pin
10	No Pin	NC

NC = No Connection

Recommended Footprint Details



XX.X ± 0.5 mm
XX.XX ± 0.25 mm