

●Electrical and optical characteristics (Ta = 25°C)

Parameter	Symbol	Min.	Typ.	Max.	Unit	Conditions
Optical output	P _O	—	11	—	mW	I _F =50mA
Emitting strength	I _E	9.0	21	—	mW/sr	I _F =50mA
Forward voltage	V _F	—	1.34	1.6	V	I _F =50mA
Reverse current	I _R	—	—	10	μA	V _R =3V
Peak light emitting wavelength	λ _P	—	940	—	nm	I _F =50mA
Spectral line half width	Δλ	—	40	—	nm	I _F =50mA
Half-viewing angle	θ _{1/2}	—	±15	—	deg	I _F =50mA
Response time	tr · tf	—	1.0	—	μs	I _F =50mA
Cut-off frequency	fc	—	1.0	—	MHz	I _F =50mA

●Electrical and optical characteristic curves

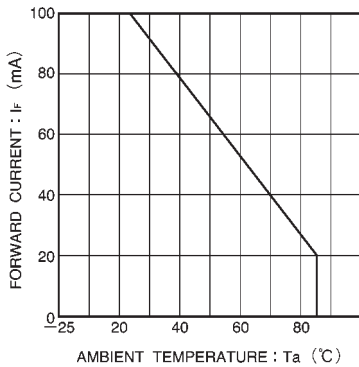


Fig. 1 Forward current

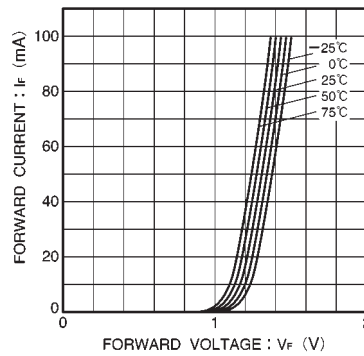


Fig.2 Forward current vs. forward voltage

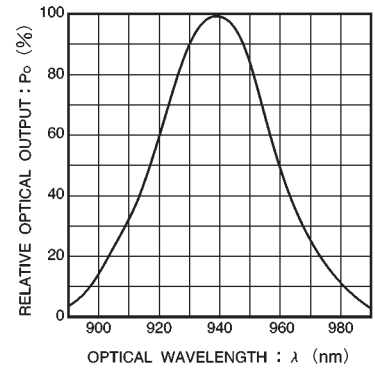


Fig.3 Wavelength

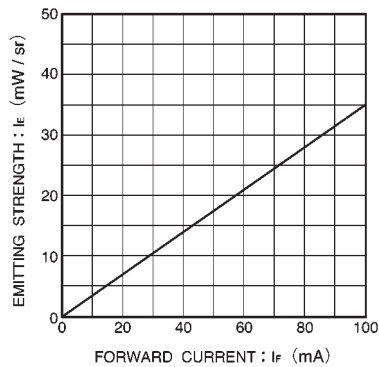


Fig. 4 Emitting strength vs. forward current

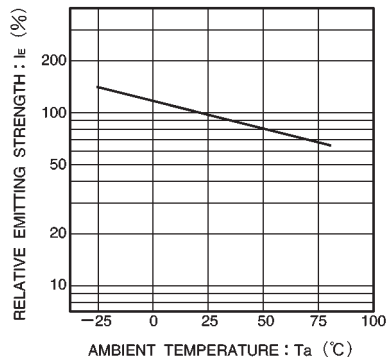


Fig.5 Relative emitting strength vs. ambient temperature

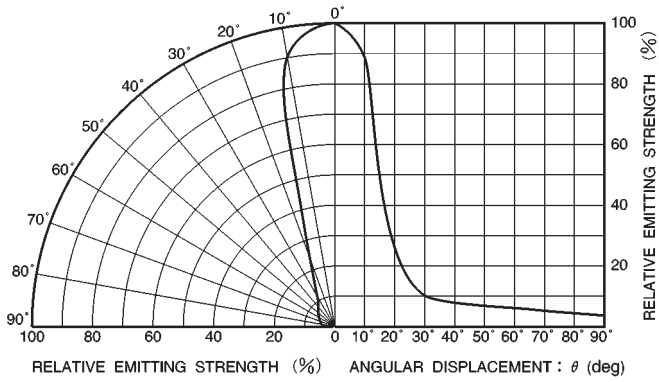


Fig. 6 Directional pattern