



NO.1620C

LB1256M

Printer Driver

Overview

The LB1256M is a 7-unit driver array possessing high-current, low-saturation outputs. It has a motor driver circuit equipped with a brake circuit. It is suited for low-voltage, high-current drivers.

Features

- Large current capacity (400mA) and low saturation voltage (0.5V max.)
- Motor driver with spark killer
- Suited for various battery-operated printer drivers

Absolute Maximum Ratings at Ta = 25°C

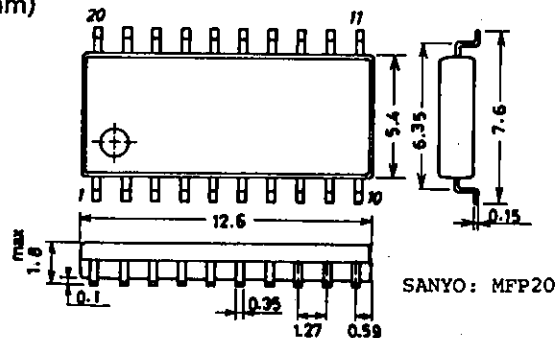
			unit
Maximum Supply Voltage	V _{CC} max	-0.3 to +7.0	V
Output Supply Voltage	V _{OUT}	-0.3 to +10.0	V
Input Supply Voltage	V _{IN}	-0.3 to +7.0	V
Maximum Output Current	I _{OUT}	Per unit	560 mA
Spark Killer Diode	I _{FSM}	Pulse width ≤ 35ms, duty = 5%	700 mA
Forward Current			
GND Pin Flow-Out Current	I _{GND}		*3.4 A
Instantaneous Current Dissipation	I _{CCP}	Pulse width ≤ 35ms, duty = 5%	700 mW
Allowable Power Dissipation	P _d max		370 mW
Operating Temperature	T _{opr}	-20 to +75	°C
Storage Temperature	T _{stg}	-40 to +125	°C

* : Both pins 1 and 10 must be grounded.

Allowable Operating Range at Ta = 25°C

			unit
Supply Voltage	V _{CC}	2.0 to 6.0	V
Input 'H'-Level Voltage	V _{IH}	I _{OUT} = 150mA	2.0 to 7.0 V
Input 'L'-Level Voltage	V _{IL}	I _{OUT} ≤ 100µA	-0.3 to +0.7 V

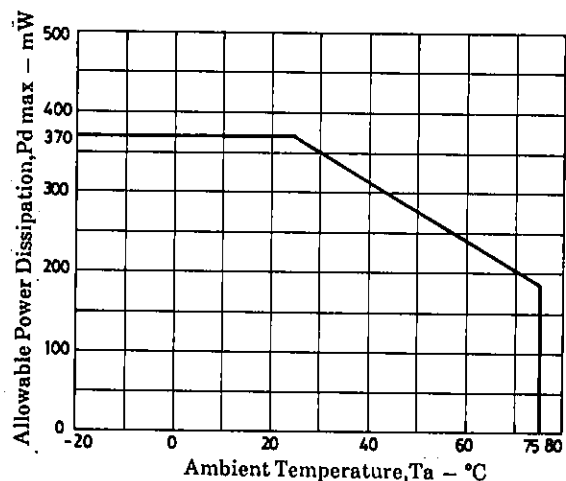
Package Dimensions 3036B-M201C
(unit : mm)



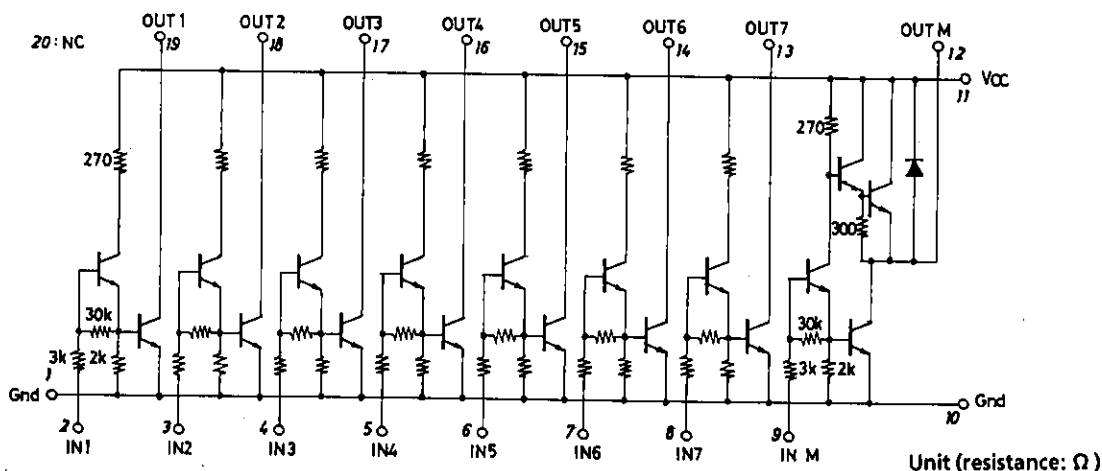
LB1256M

Electrical Characteristics at Ta = 25°C

			min	typ	max	unit
Output Voltage	V _{OUT1}	V _{IN} = V _{CC} = 2.0V, I _{OUT} = 150mA			0.30	V
	V _{OUT2}	V _{IN} = 3.0V, V _{CC} = 3.5V, I _{OUT} = 200mA			0.25	V
	V _{OUT3}	V _{IN} = 3.5V, V _{CC} = 5.0V, I _{OUT} = 450mA			0.60	V
Output Sustain Voltage	V _{O(sus)}	I _{OUT} = 400mA	10			V
Input Current	I _{IN}	V _{IN} = 6.0V			2.5	mA
Output Leakage Current	I _{OFF}	V _{IN} = 0.7V, V _{CC} = V _{OUT} = 6.0V			100	μA
Spark Killer Diode Forward Voltage	V _{Fs}	I _{Fs} = 400mA			3.0	V



Equivalent Circuit



- No products described or contained herein are intended for use in surgical implants, life-support systems, aerospace equipment, nuclear power control systems, vehicles, disaster/crime-prevention equipment and the like, the failure of which may directly or indirectly cause injury, death or property loss.
- Anyone purchasing any products described or contained herein for an above-mentioned use shall:
 - ① Accept full responsibility and indemnify and defend SANYO ELECTRIC CO., LTD., its affiliates, subsidiaries and distributors and all their officers and employees, jointly and severally, against any and all claims and litigation and all damages, cost and expenses associated with such use;
 - ② Not impose any responsibility for any fault or negligence which may be cited in any such claim or litigation on SANYO ELECTRIC CO., LTD., its affiliates, subsidiaries and distributors or any of their officers and employees jointly or severally.
- Information (including circuit diagrams and circuit parameters) herein is for example only; it is not guaranteed for volume production. SANYO believes information herein is accurate and reliable, but no guarantees are made or implied regarding its use or any infringements of intellectual property rights or other rights of third parties.