

**SANYO**

NO.1045C

**LB1293****6-Channel Driver Array**

The LB1293 has been designed for interfacing between low level digital devices and fluorescent display tubes. Its 6-channel independent Darlington output stage is used for digit or segment drivers. Also, with pull-down equivalent resistors, no externally connected resistors are required for ghost prevention. When the input voltage is at a high level, the output gets activated.

**Features**

- . 6-channel independent Darlington driver
- . Capable of driving digits or segments
- . On-chip sink current circuit for pull-down
- . 55V/30mA rating

**Absolute Maximum Ratings at Ta=25°C**

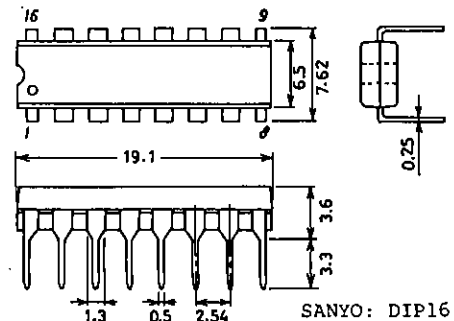
			unit
Maximum Supply Voltage	$V_{CCmax}$	-0.3 to +55.0	V
Output Supply Voltage	$V_{OUT}$	-0.3 to $V_{CC}$	V
Input Supply Voltage	$V_{IN}$	-0.3 to +20.0	V
Maximum Output Current	$I_{OUT}$	30	mA
Allowable Power Dissipation	$P_{dmax}$	960	W
Operating Temperature	$T_{opr}$	-20 to +75	°C
Storage Temperature	$T_{stg}$	-40 to +150	°C

**Allowable Operating Conditions at Ta=25°C**

			unit
Supply Voltage	$V_{CC}$	4.75 to 55.0	V
Input "H" Level Voltage	$V_{IH}$	$I_{OUT} \leq -30mA$ 4.0 to 20.0	V
Input "L" Level Voltage	$V_{IL}$	$I_{OUT} \geq -30\mu A$ -0.3 to +0.3	V

**Electrical Characteristics at Ta=25°C,  $V_{CC}=55V$** 

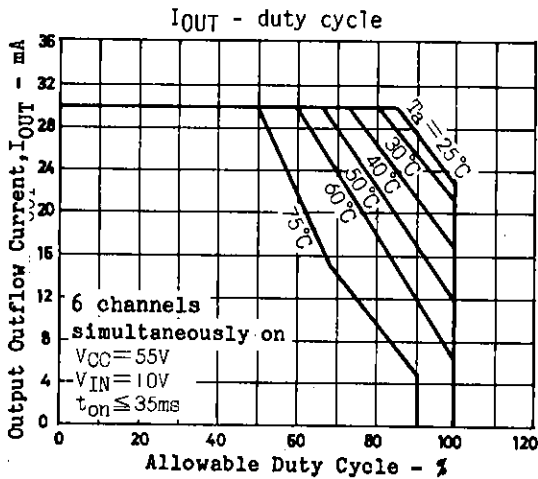
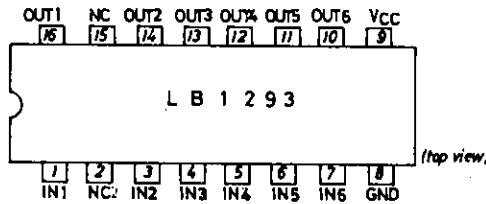
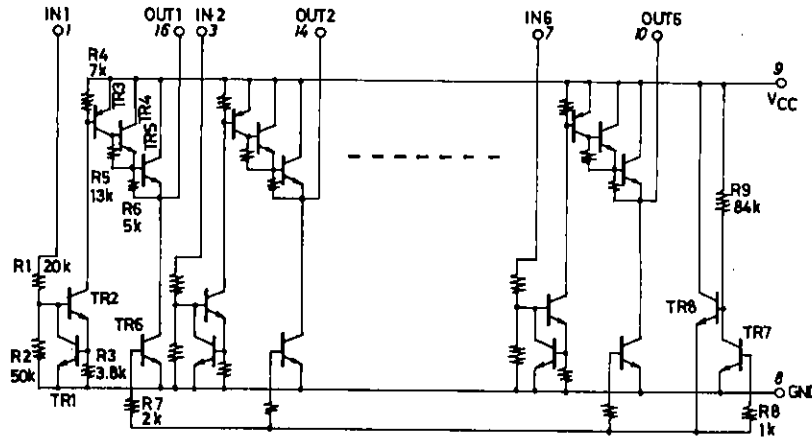
			min	typ	max	unit
Current Dissipation	$I_{CCH}$	All inputs, $V_{IN}=10V$		5.0	8.0	mA
	$I_{CCL}$	All inputs open	0.3	1.0	1.6	mA
Output Voltage	$V_{OH}$	$V_{IN}=10V, I_{OUT}=-30mA$	$V_{CC}-2.0$	$V_{CC}-1.6$		V
	$V_{OL}$	$V_{IN}=0.3V, I_{OUT}=0mA$			200	mA
Output Leakage Current	$I_{QL}$	$V_{IN}=0.3V, V_{OUT}=0.5V$	-30			$\mu A$
Pull-down Current	$I_{OPL}$	$V_{OUT}=V_{CC}$	0.2	0.4	1.0	mA
Input Current	$I_{IN(1)}$	$V_{IN}=20V$	0.6	1.0	1.4	mA
	$I_{IN(2)}$	$V_{IN}=10V$	0.3	0.5	0.7	mA
	$I_{INL}$	$V_{IN}=0V$	-30			$\mu A$

**Package Dimensions 3064-D16TR**  
(unit : mm)

**SANYO Electric Co., Ltd. Semiconductor Business Headquarters**  
TOKYO OFFICE Tokyo Bldg., 1-10, 1 Chome, Ueno, Taito-ku, TOKYO, 110 JAPAN

Equivalent Circuit and Pin Assignment

Unit (resistance:  $\Omega$ )



- No products described or contained herein are intended for use in surgical implants, life-support systems, aerospace equipment, nuclear power control systems, vehicles, disaster/crime-prevention equipment and the like, the failure of which may directly or indirectly cause injury, death or property loss.
- Anyone purchasing any products described or contained herein for an above-mentioned use shall:
  - ① Accept full responsibility and indemnify and defend SANYO ELECTRIC CO., LTD., its affiliates, subsidiaries and distributors and all their officers and employees, jointly and severally, against any and all claims and litigation and all damages, cost and expenses associated with such use;
  - ② Not impose any responsibility for any fault or negligence which may be cited in any such claim or litigation on SANYO ELECTRIC CO., LTD., its affiliates, subsidiaries and distributors or any of their officers and employees jointly or severally.
- Information (including circuit diagrams and circuit parameters) herein is for example only; it is not guaranteed for volume production. SANYO believes information herein is accurate and reliable, but no guarantees are made or implied regarding its use or any infringements of intellectual property rights or other rights of third parties.