

SANYO	No.1048B	2SA1252/2SC3134
		PNP/NPN Epitaxial Planar Silicon Transistors For AF Applications

Features

- . High V_{EBO} .
- . Wide ASO and high durability against breakdown.

() : 2SA1252

Absolute Maximum Ratings at $T_a=25^\circ\text{C}$

Collector to Base Voltage	V_{CBO}	(-) 60	V
Collector to Emitter Voltage	V_{CEO}	(-) 50	V
Emitter to Base Voltage	V_{EBO}	(-) 15	V
Collector Current	I_C	(-) 150	mA
Collector Current(Pulse)	I_{CP}	(-) 300	mA
Collector Dissipation	P_C	200	mW
Junction Temperature	T_j	125	$^\circ\text{C}$
Storage Temperature	T_{stg}	-55 to +125	$^\circ\text{C}$

Electrical Characteristics at $T_a=25^\circ\text{C}$

			min	typ	max	unit
Collector Cutoff Current	I_{CBO}	$V_{CB}=(-)40\text{V}, I_E=0$			(-)0.1	μA
Emitter Cutoff Current	I_{EBO}	$V_{EB}=(-)10\text{V}, I_C=0$			(-)0.1	μA
DC Current Gain	h_{FE}	$V_{CE}=(-)6\text{V}, I_C=(-)1\text{mA}$	90*		560*	
Gain-Bandwidth Product	f_T	$V_{CE}=(-)6\text{V}, I_C=(-)1\text{mA}$		100		MHz
Output Capacitance	c_{ob}	$V_{CB}=(-)6\text{V}, f=1\text{MHz}$		(3.5)		pF
				2.2		
C to E Saturation Voltage	$V_{CE(sat)}$	$I_C=(-)50\text{mA}, I_B=(-)5\text{mA}$			(-)0.5	V
C to B Breakdown Voltage	$V_{(BR)CBO}$	$I_C=(-)10\mu\text{A}, I_E=0$	(-)60			V
C to E Breakdown Voltage	$V_{(BR)CEO}$	$I_C=(-)1\text{mA}, R_{BE}=\infty$	(-)50			V
E to B Breakdown Voltage	$V_{(BR)EBO}$	$I_E=(-)10\mu\text{A}, I_C=0$	(-)15			V

*The 2SA1252/2SC3134 are classified as follows according to h_{FE} at 1mA:

90	4	180	135	5	270	200	6	400	300	7	600
----	---	-----	-----	---	-----	-----	---	-----	-----	---	-----

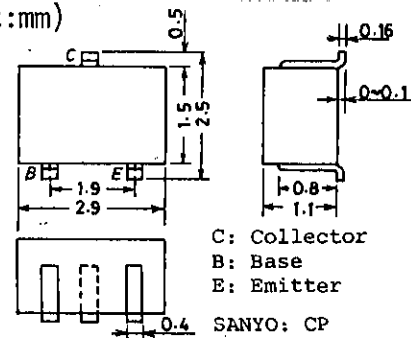
Marking 2SA1252 : D

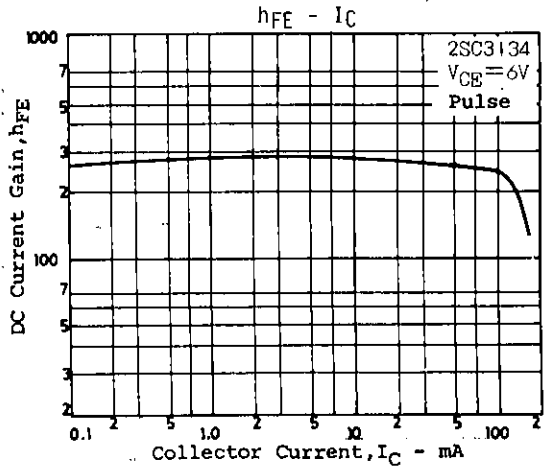
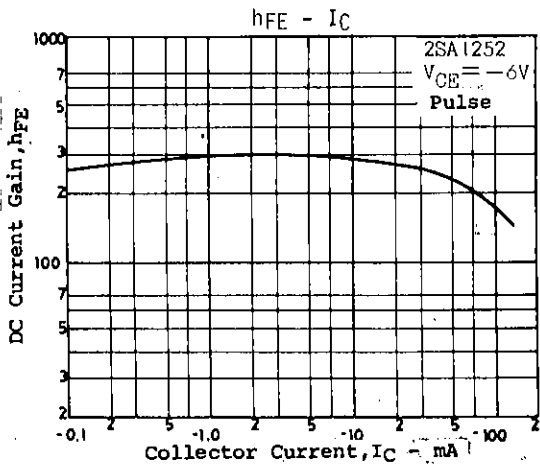
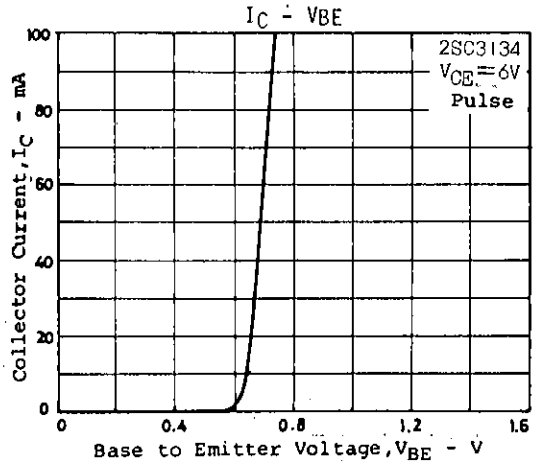
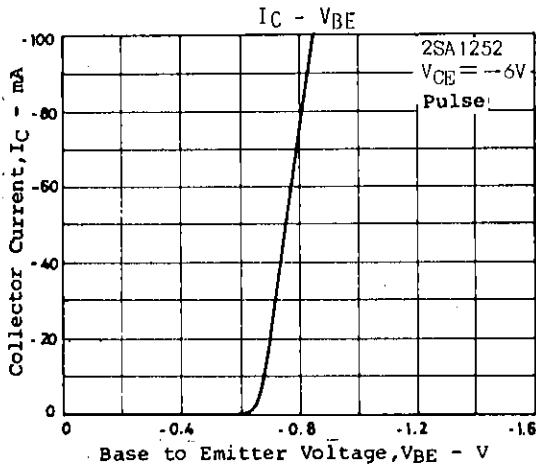
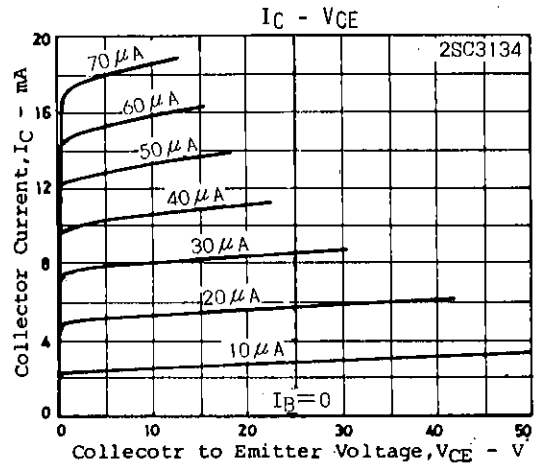
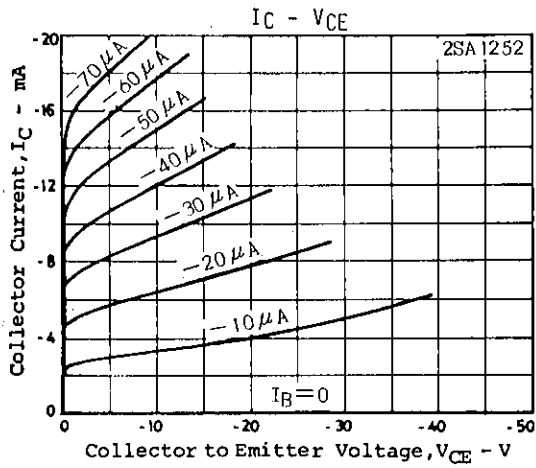
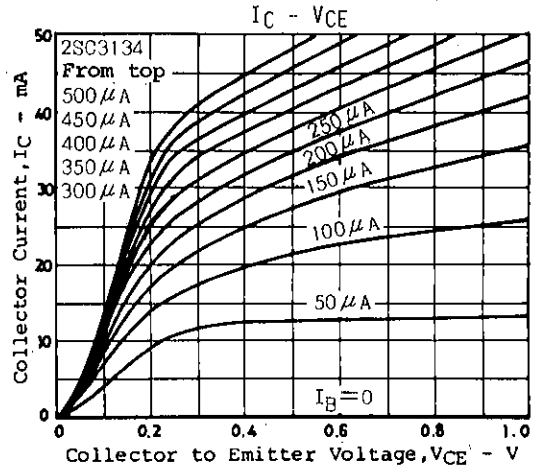
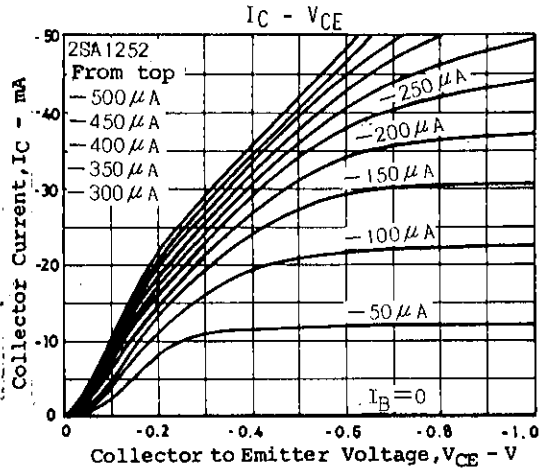
2SC3134 : H

h_{FE} rank : 4,5,6,7

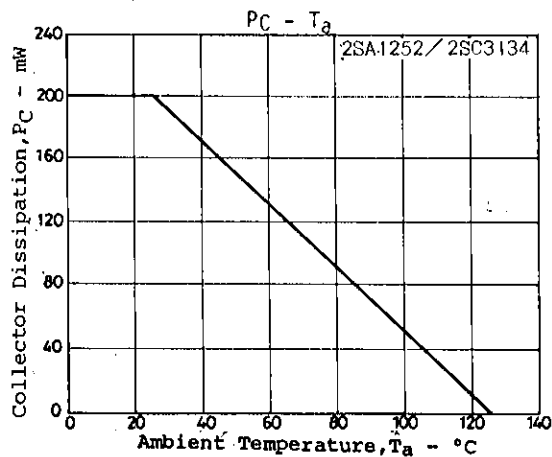
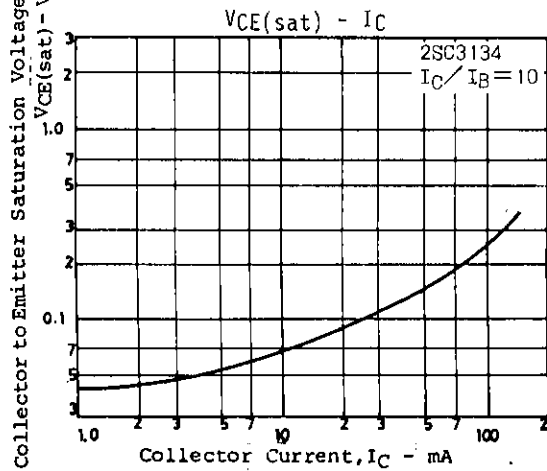
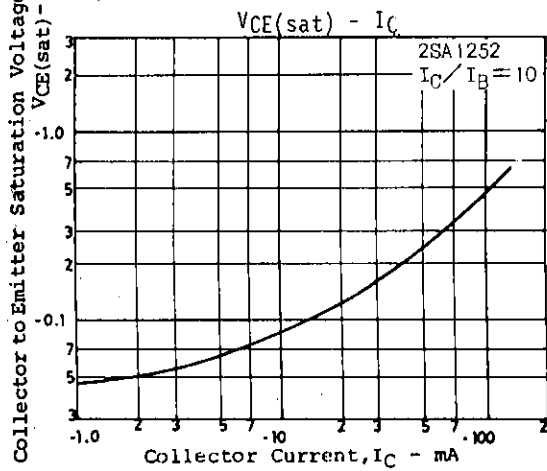
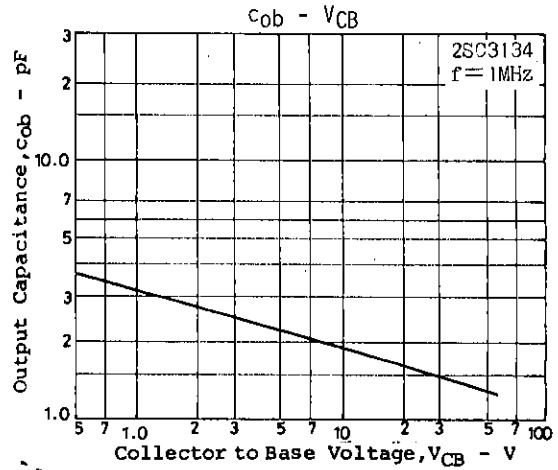
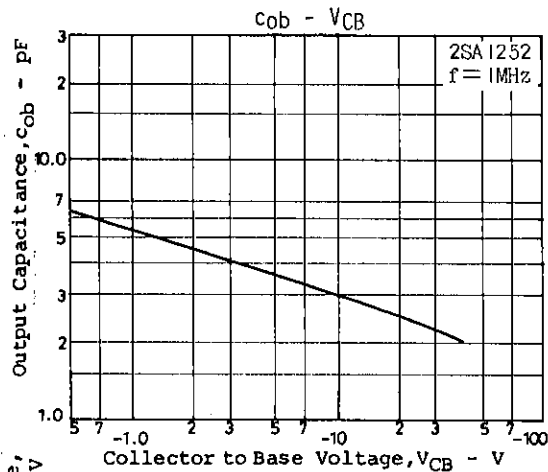
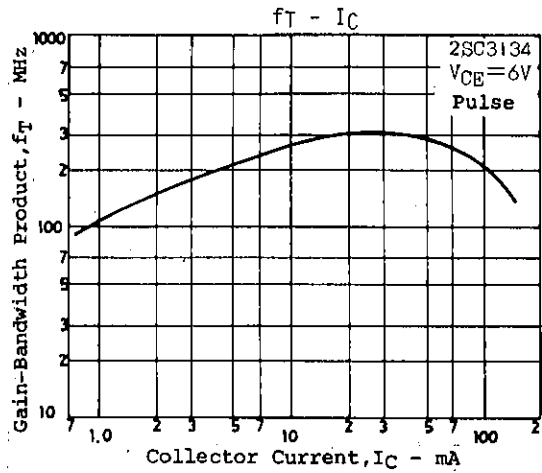
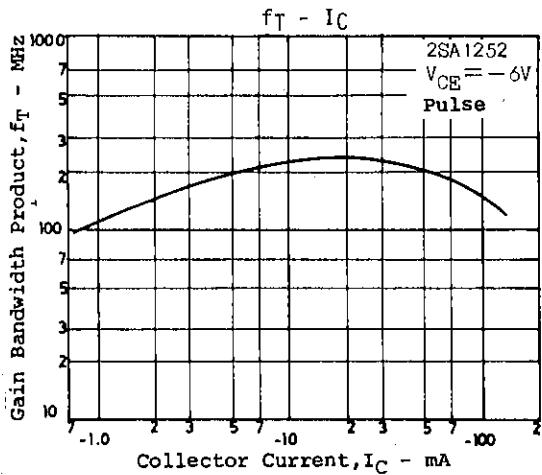
Package Dimensions 2018A

(unit:mm)





2SA1252/2SC3134



- No products described or contained herein are intended for use in surgical implants, life-support systems, aerospace equipment, nuclear power control systems, vehicles, disaster/crime-prevention equipment and the like, the failure of which may directly or indirectly cause injury, death or property loss.
- Anyone purchasing any products described or contained herein for an above-mentioned use shall:
 - ① Accept full responsibility and indemnify and defend SANYO ELECTRIC CO., LTD., its affiliates, subsidiaries and distributors and all their officers and employees, jointly and severally, against any and all claims and litigation and all damages, cost and expenses associated with such use:
 - ② Not impose any responsibility for any fault or negligence which may be cited in any such claim or litigation on SANYO ELECTRIC CO., LTD., its affiliates, subsidiaries and distributors or any of their officers and employees jointly or severally.
- Information (including circuit diagrams and circuit parameters) herein is for example only; it is not guaranteed for volume production. SANYO believes information herein is accurate and reliable, but no guarantees are made or implied regarding its use or any infringements of intellectual property rights or other rights of third parties.