



No.695G

2SK242

N-Channel Junction Silicon FET

High-Frequency General-Purpose Amp Applications

Features

- Ultrasmall-sized package permitting 2SK242-applied sets to be made small and slim.
- Small Crss (Crss = 0.04pF typ).

Absolute Maximum Ratings at Ta = 25°C

			unit
Gate-to-Drain Voltage	V _{GDO}	-20	V
Gate Current	I _G	10	mA
Drain Current	I _D	20	mA
Allowable Power Dissipation	P _D	150	mW
Junction Temperature	T _j	125	°C
Storage Temperature	T _{stg}	-55 to +125	°C

Electrical Characteristics at Ta = 25°C

		min	typ	max	unit
G-D Breakdown Voltage	V _{(BR)GDO} I _G = -10μA	-20			V
Gate Cutoff Current	I _{GSS} V _{GS} = -0.5V, V _{DS} = 0			-10	nA
Drain Current	I _{DSS} V _{DS} = 5V, V _{GS} = 0	0.6※		12.0※	mA
Cutoff Voltage	V _{GS(off)} V _{DS} = 5V, I _D = 10μA			-2.5	V
Forward Transfer Admittance	Y _{fs} (1) V _{DS} = 5V, V _{GS} = 0, f = 1kHz	2.0	6.0		mS
	Y _{fs} (2) V _{DS} = 5V, V _{GS} = 0, f = 100MHz	2.0	6.0		mS
Input Capacitance	C _{iss} V _{DS} = 5V, V _{GS} = 0, f = 1MHz		4.0		pF
Reverse Transfer Capacitance	Crss V _{DS} = 5V, V _{GS} = 0, f = 1MHz		0.04	0.15	pF
Output Capacitance	C _{oss} V _{DS} = 5V, V _{GS} = 0, f = 1MHz		4.0		pF
Power Gain	PG V _{DS} = 5V, V _{GS} = 0, f = 100MHz		24		dB
Noise Figure	NF See specified Test Circuit.		3.5	6.0	dB

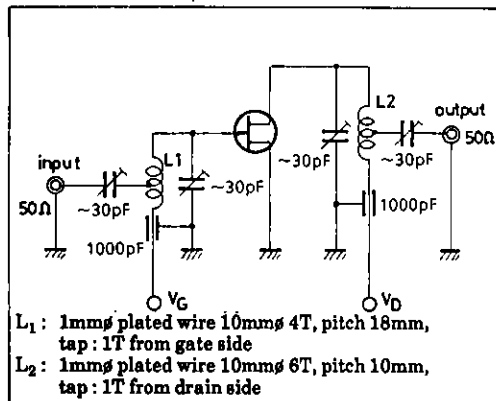
※ : The 2SK242 is classified by I_{DSS} as follows : (unit : mA)

0.6	2	1.5	1.2	3	3.0	2.5	4	6.0	5.0	5	12.0
-----	---	-----	-----	---	-----	-----	---	-----	-----	---	------

Note) Marking : T

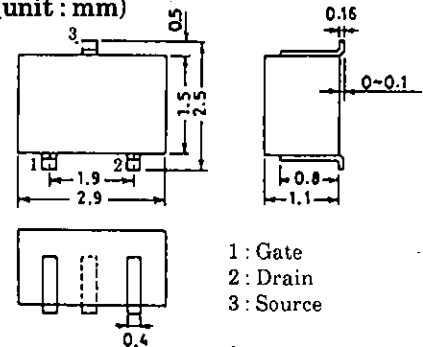
I_{DSS} rank : 2, 3, 4, 5

PG, NF Test Circuit



Package Dimensions 2024B

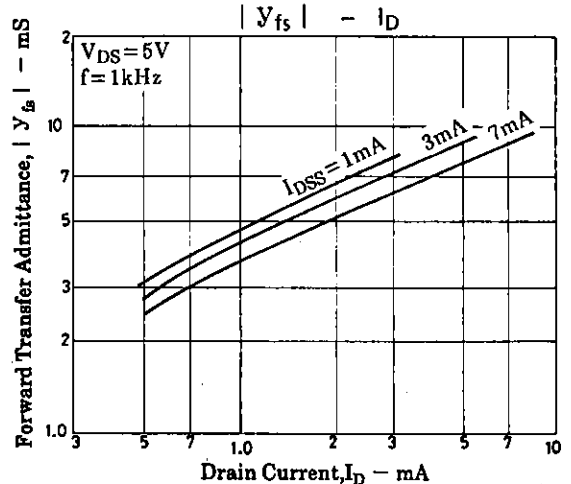
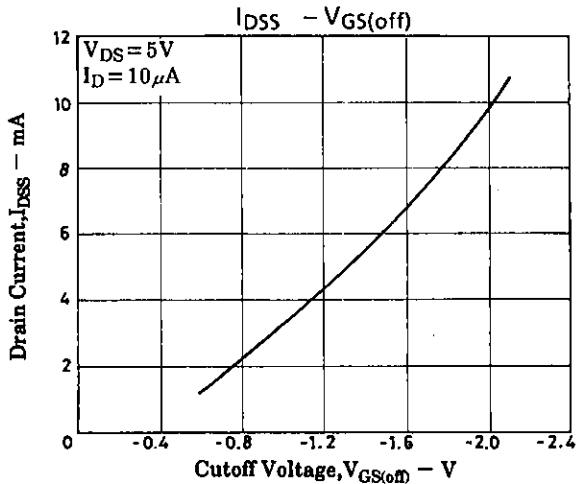
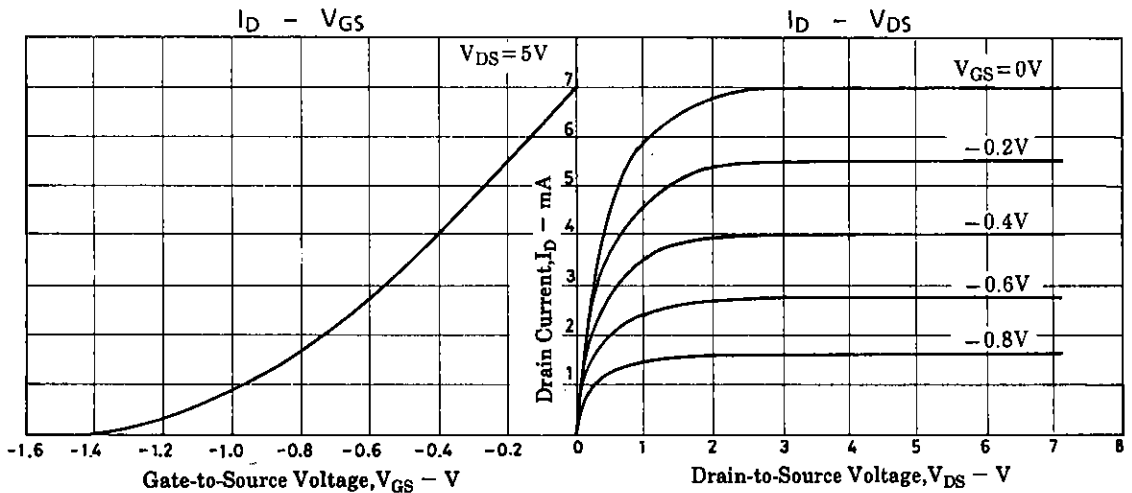
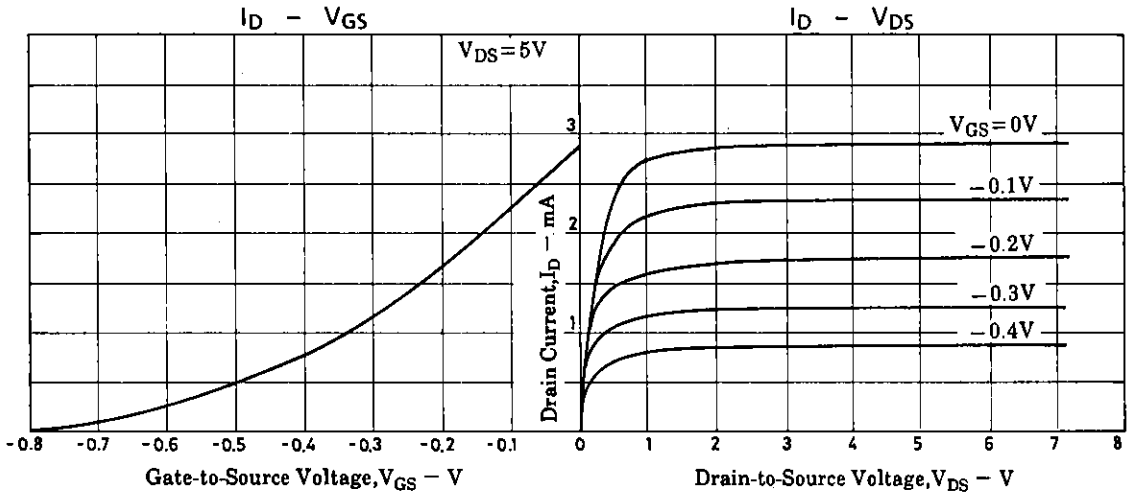
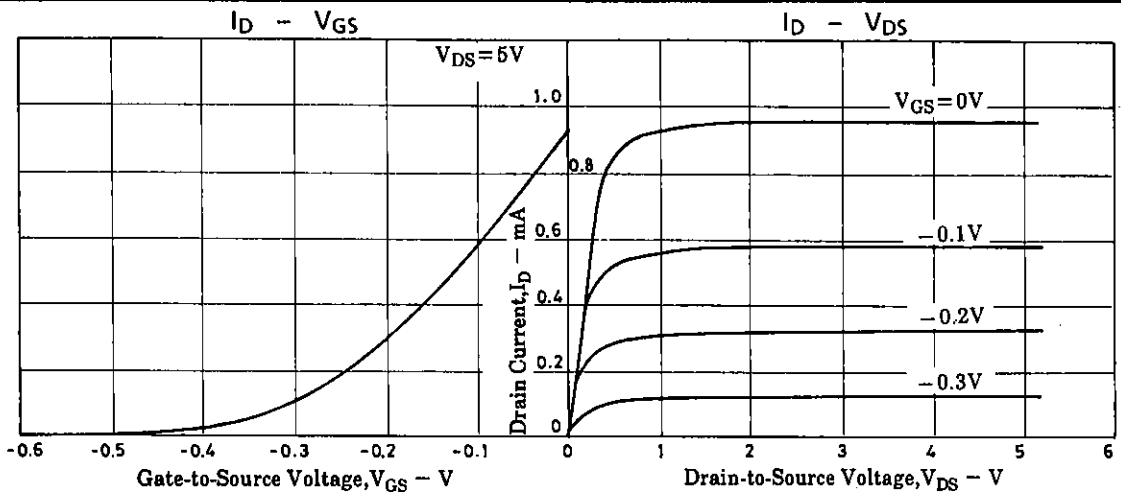
(unit : mm)

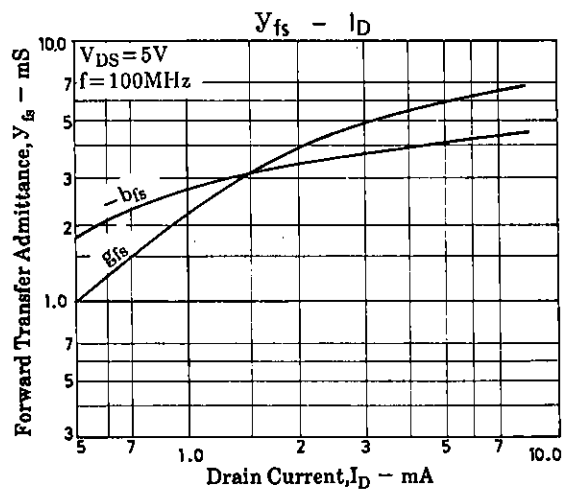
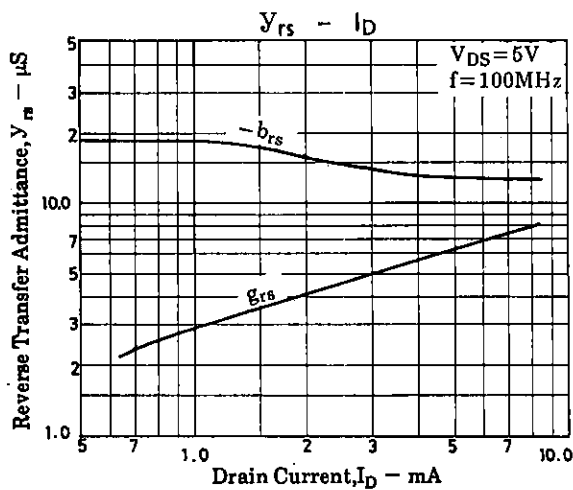
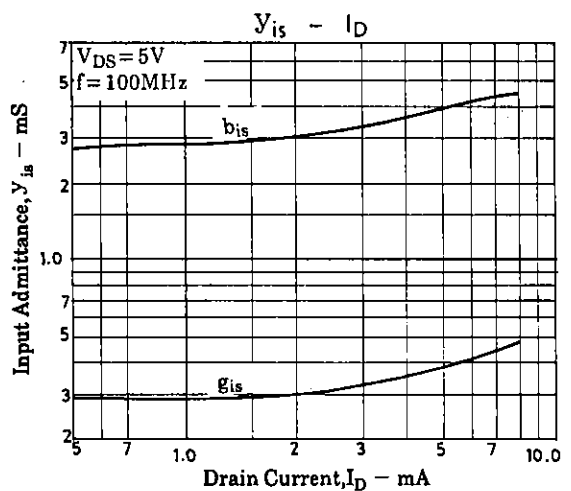
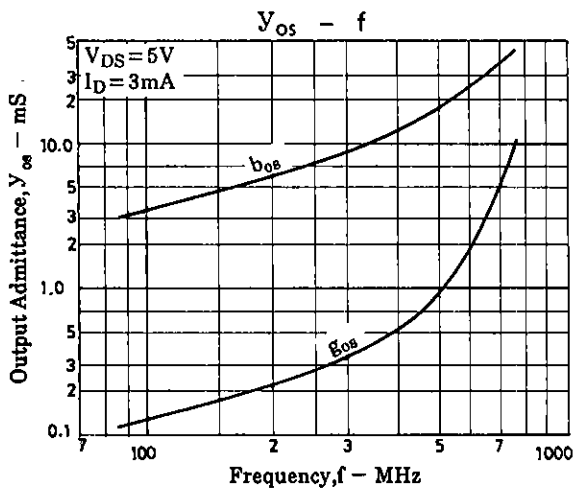
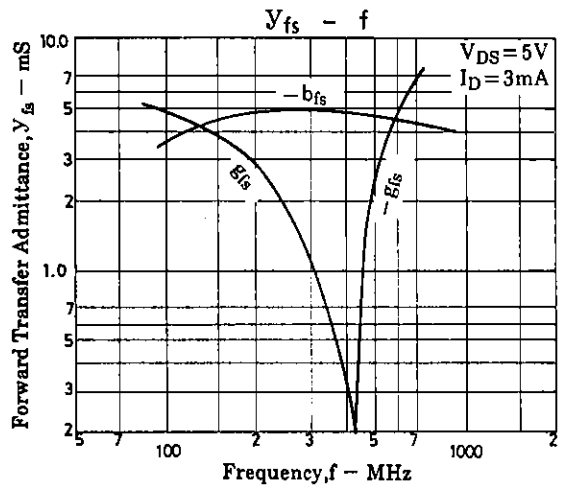
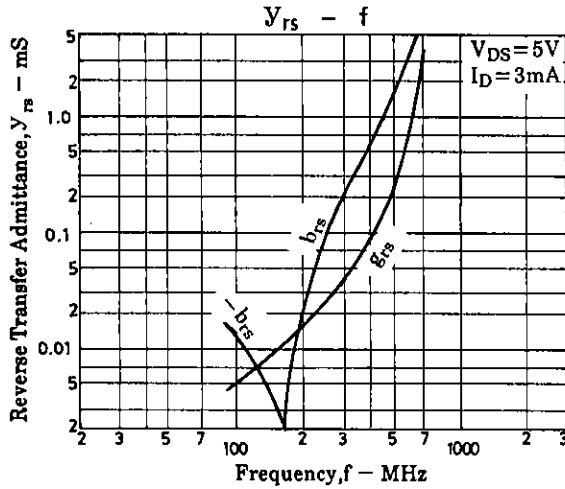
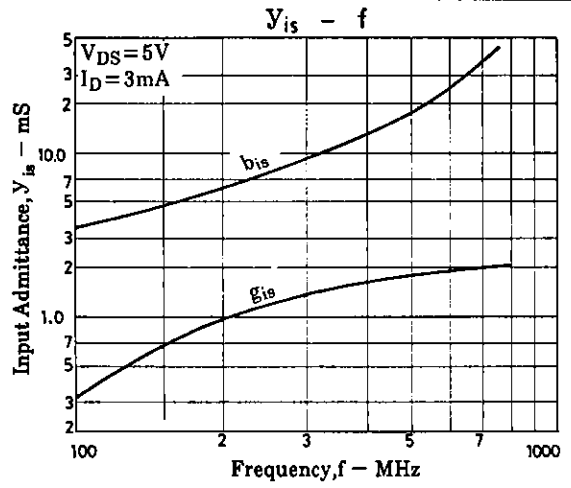
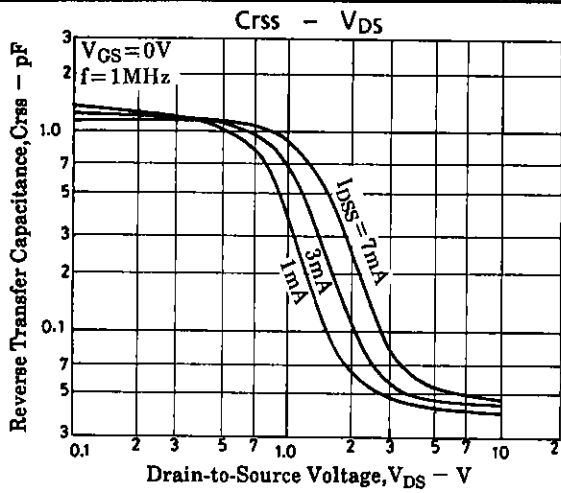


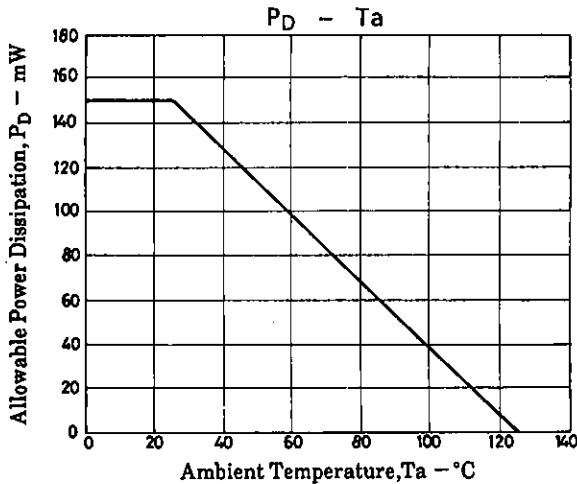
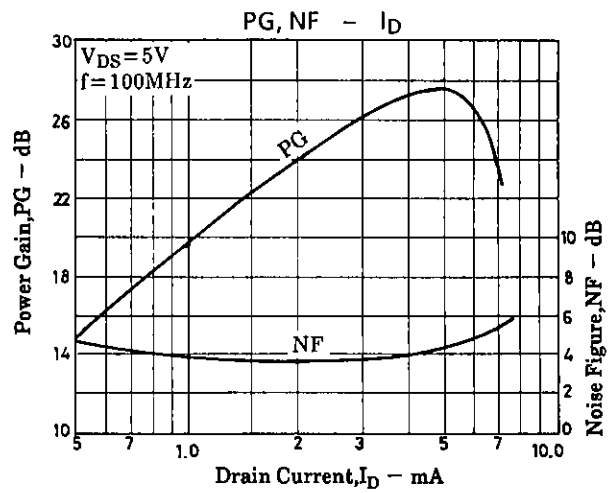
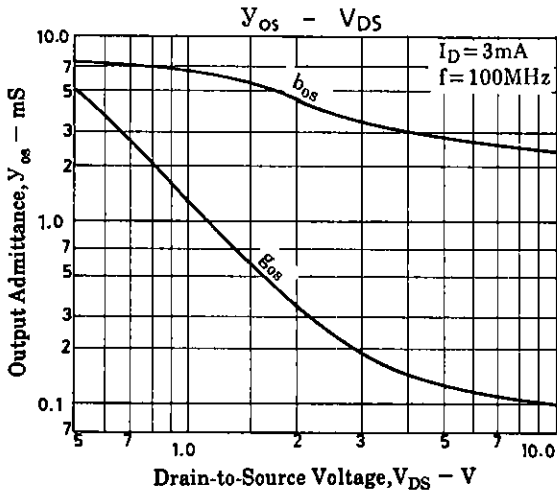
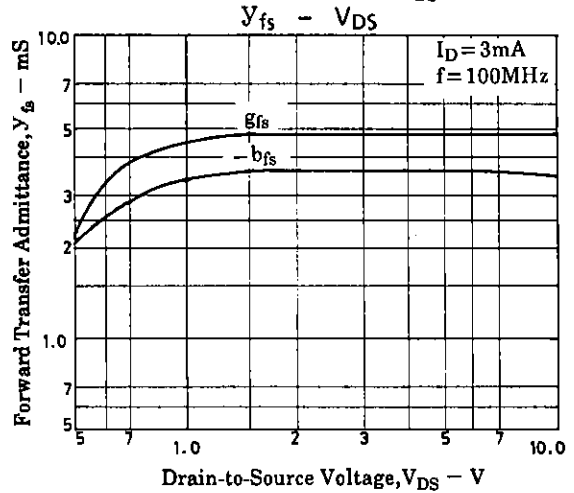
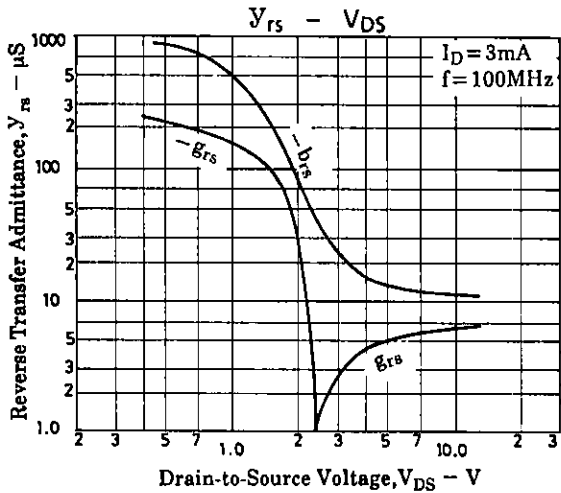
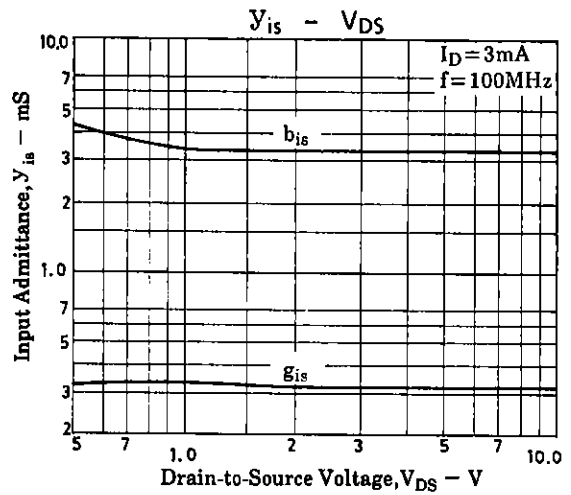
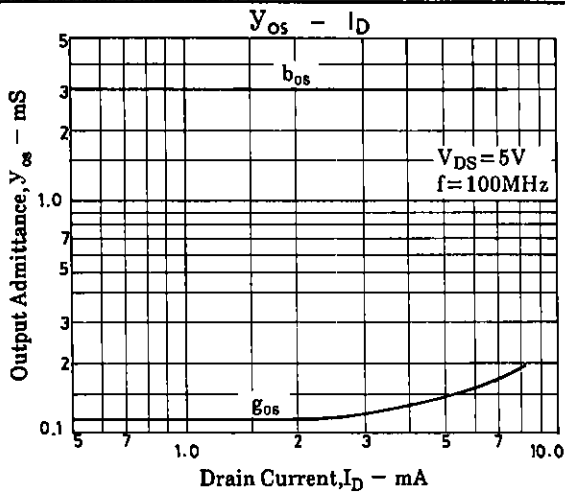
SANYO : CP

SANYO Electric Co., Ltd. Semiconductor Business Headquarters
 TOKYO OFFICE Tokyo Bldg., 1-10, 1 Chome, Ueno, Taito-ku, TOKYO, 110 JAPAN

2SK242







- No products described or contained herein are intended for use in surgical implants, life-support systems, aerospace equipment, nuclear power control systems, vehicles, disaster/crime-prevention equipment and the like, the failure of which may directly or indirectly cause injury, death or property loss.
- Anyone purchasing any products described or contained herein for an above-mentioned use shall:
 - ① Accept full responsibility and indemnify and defend SANYO ELECTRIC CO., LTD., its affiliates, subsidiaries and distributors and all their officers and employees, jointly and severally, against any and all claims and litigation and all damages, cost and expenses associated with such use;
 - ② Not impose any responsibility for any fault or negligence which may be cited in any such claim or litigation on SANYO ELECTRIC CO., LTD., its affiliates, subsidiaries and distributors or any of their officers and employees jointly or severally.
- Information (including circuit diagrams and circuit parameters) herein is for example only; it is not guaranteed for volume production. SANYO believes information herein is accurate and reliable, but no guarantees are made or implied regarding its use or any infringements of intellectual property rights or other rights of third parties.

This catalog provides information as of September, 1995. Specifications and information herein are subject to change without notice.