

**SANYO**

No.4636

**2SK1841**

N-Channel Enhancement MOS Silicon FET  
 Very High-Speed Switching,  
 Analog Switch Applications

**Features**

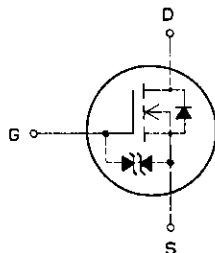
- Large  $|Y_{fs}|$ .
- Enhancement type.
- Low ON resistance.

**Absolute Maximum Ratings at Ta = 25°C**

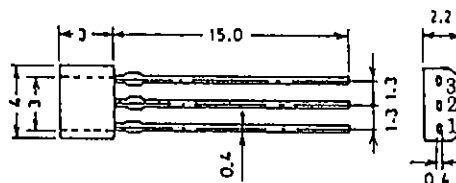
			unit
Drain-to-Source Voltage	$V_{DSS}$	30	V
Gate-to-Source Voltage	$V_{GSS}$	$\pm 12$	V
Drain Current(DC)	$I_D$	100	mA
Drain Current(Pulse)	$I_{DP}$	300	mA
Allowable Power Dissipation	$P_D$	200	mW
Channel Temperature	$T_{ch}$	125	°C
Storage Temperature	$T_{stg}$	-55 to +125	°C

**Electrical Characteristics at Ta = 25°C**

			min	typ	max	unit
D-S Breakdown Voltage	$V_{(BR)DSS}$	$I_D = 10\mu A, V_{GS} = 0$	30			V
Drain Current	$I_{DSS}$	$V_{DS} = 15V, V_{GS} = 0$			1	$\mu A$
Gate Cutoff Current	$I_{GSS}$	$V_{GS} = \pm 10V, V_{DS} = 0$		0.01	$\pm 10$	nA
Cutoff Voltage	$V_{GS(off)}$	$V_{DS} = 10V, I_D = 100\mu A$	0.3	0.9	1.5	V
Forward Transfer Admittance	$ Y_{fs} $	$V_{DS} = 10V, I_D = 50mA, f = 1kHz$	25	50		mS
Static Drain-to-Source ON-State Resistance	$R_{DS(on)}$	$V_{GS} = 10V, I_D = 10mA$		15	25	$\Omega$
Input Capacitance	$C_{iss}$	$V_{DS} = 10V, V_{GS} = 0, f = 1MHz$		12		pF
Output Capacitance	$C_{oss}$	$V_{DS} = 10V, V_{GS} = 0, f = 1MHz$		4		pF
Reverse Transfer Capacitance	$C_{rss}$	$V_{DS} = 10V, V_{GS} = 0, f = 1MHz$		0.4		pF

**Electrical Connection****Package Dimensions 2040A**

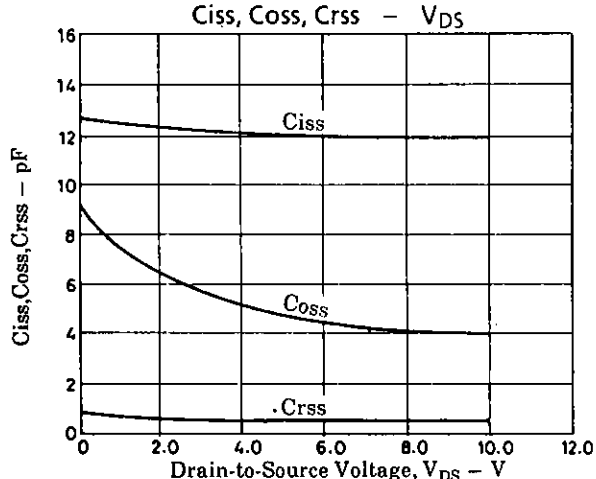
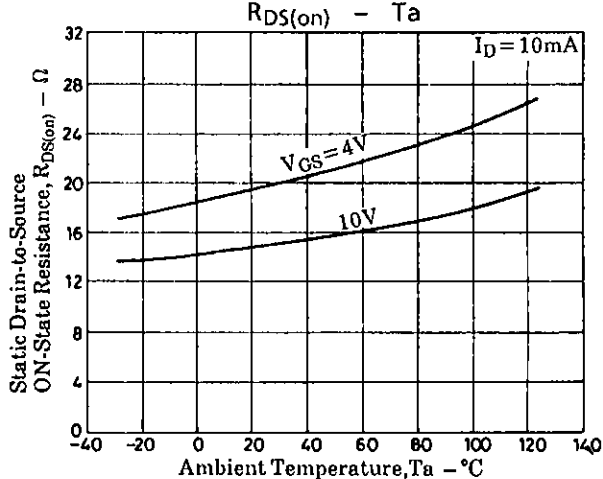
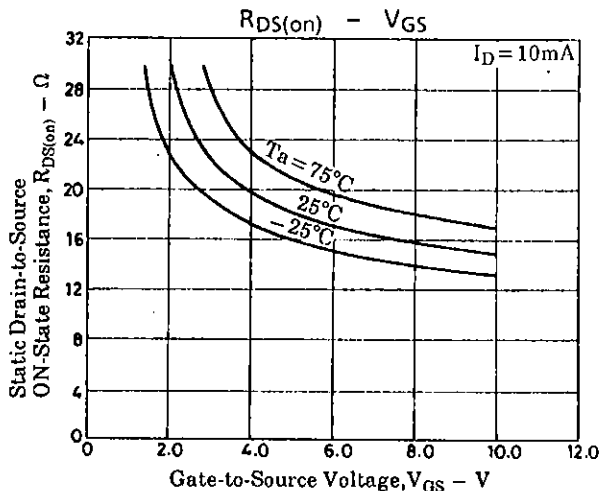
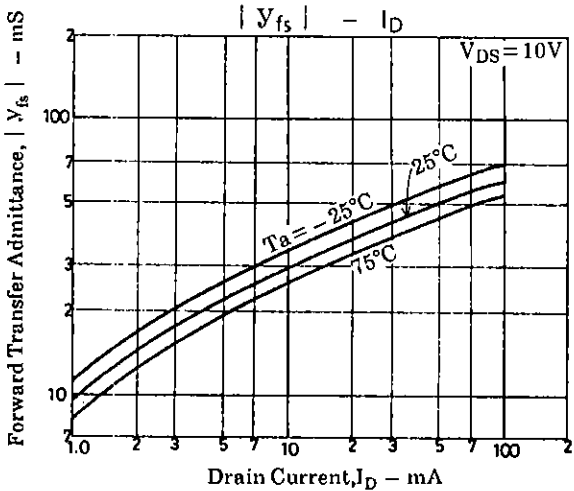
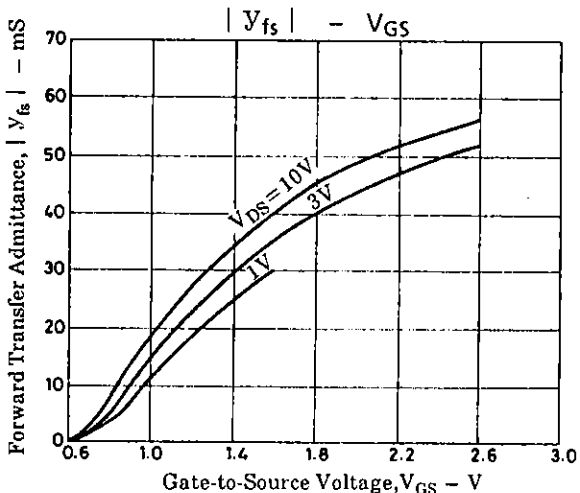
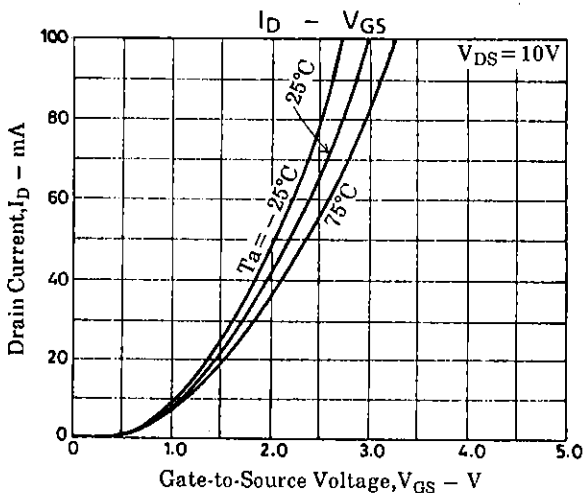
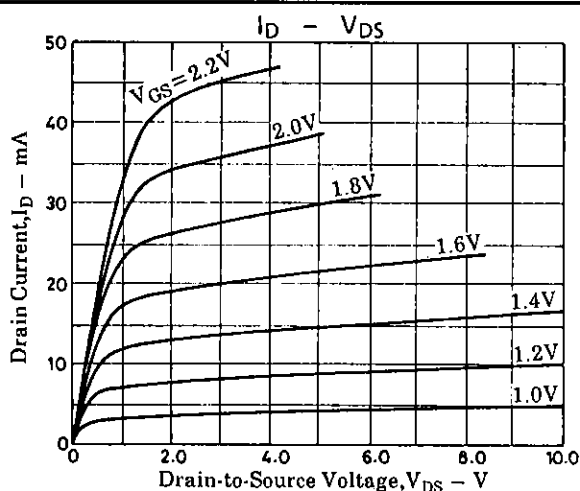
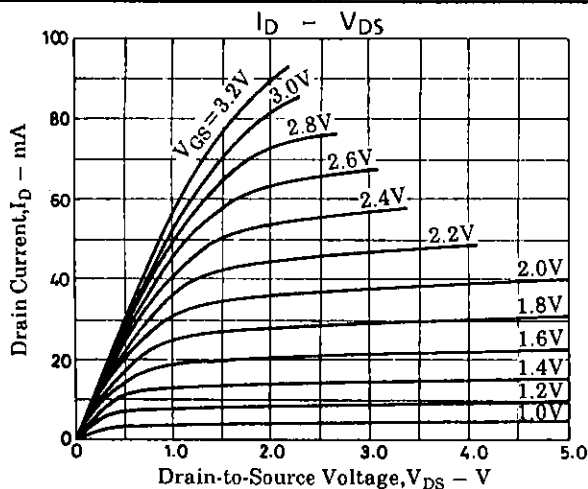
(unit: mm)

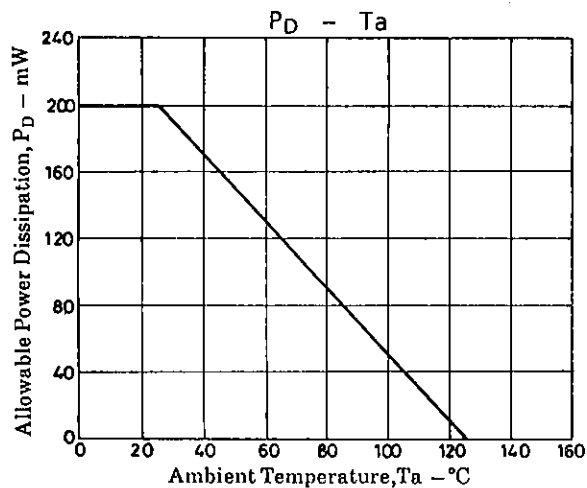


1: Drain  
 2: Source  
 3: Gate

SANYO: SPA

**SANYO Electric Co., Ltd. Semiconductor Business Headquarters**  
 TOKYO OFFICE Tokyo Bldg., 1-10, 1 Chome, Ueno, Taito-ku, TOKYO, 110 JAPAN





- No products described or contained herein are intended for use in surgical implants, life-support systems, aerospace equipment, nuclear power control systems, vehicles, disaster/crime-prevention equipment and the like, the failure of which may directly or indirectly cause injury, death or property loss.
- Anyone purchasing any products described or contained herein for an above-mentioned use shall:
  - ① Accept full responsibility and indemnify and defend SANYO ELECTRIC CO., LTD., its affiliates, subsidiaries and distributors and all their officers and employees, jointly and severally, against any and all claims and litigation and all damages, cost and expenses associated with such use;
  - ② Not impose any responsibility for any fault or negligence which may be cited in any such claim or litigation on SANYO ELECTRIC CO., LTD., its affiliates, subsidiaries and distributors or any of their officers and employees jointly or severally.
- Information (including circuit diagrams and circuit parameters) herein is for example only; it is not guaranteed for volume production. SANYO believes information herein is accurate and reliable, but no guarantees are made or implied regarding its use or any infringements of intellectual property rights or other rights of third parties.