

<b>SANYO</b>	No.4839	<b>2SK2394</b>
		N-Channel Junction Silicon FET

**Low-Noise HF Amp Applications**

**Applications**

- AM tuner RF amp.
- Low-noise amp.

**Features**

- Large  $|Y_{fs}|$ .
- Small Ciss.
- Small-sized package permitting 2SK2394-applied sets to be made small and slim.
- Very low noise figure.

**Absolute Maximum Ratings at Ta = 25°C**

			unit
Drain-to-Source Voltage	$V_{DSX}$	15	V
Gate-to-Drain Voltage	$V_{GDS}$	-15	V
Gate Current	$I_G$	10	mA
Drain Current	$I_D$	50	mA
Allowable Power Dissipation	$P_D$	200	mW
Junction Temperature	$T_j$	150	°C
Storage Temperature	$T_{stg}$	-55 to +150	°C

**Electrical Characteristics at Ta = 25°C**

			min	typ	max	unit
G-D Breakdown Voltage	$V_{(BR)GDS}$	$I_G = -10\mu A, V_{DS} = 0$	-15			V
Gate Cutoff Current	$I_{GSS}$	$V_{GS} = -10V, V_{DS} = 0$			-1.0	nA
Cutoff Voltage	$V_{GS(off)}$	$V_{DS} = 5V, I_D = 100\mu A$	-0.3	-0.7	-1.5	V
Drain Current	$I_{DSS}$	$V_{DS} = 5V, V_{GS} = 0$	6.0*		32.0*	mA
Forward Transfer Admittance	$ Y_{fs} $	$V_{DS} = 5V, V_{GS} = 0, f = 1kHz$	20	38		mS
Input Capacitance	Ciss	$V_{DS} = 5V, V_{GS} = 0, f = 1MHz$		10.0		pF
Reverse Transfer Capacitance	Crss	$V_{DS} = 5V, V_{GS} = 0, f = 1MHz$		2.9		pF
Noise Figure	NF	$V_{DS} = 5V, R_g = 1k\Omega, I_D = 1mA, f = 1kHz$		1.0		dB

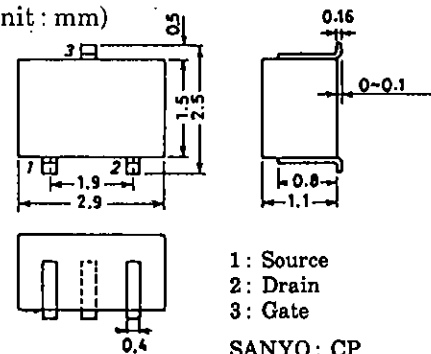
\* : The 2SK2394 is classified by  $I_{DSS}$  as follows : (unit : mA)

6.0	5	12.0	10.0	6	20.0	16.0	7	32.0
-----	---	------	------	---	------	------	---	------

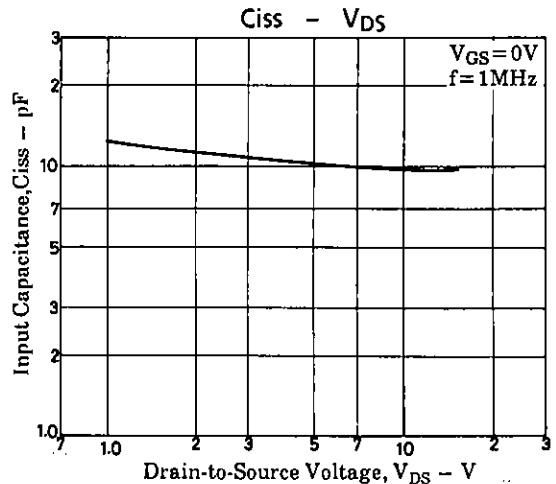
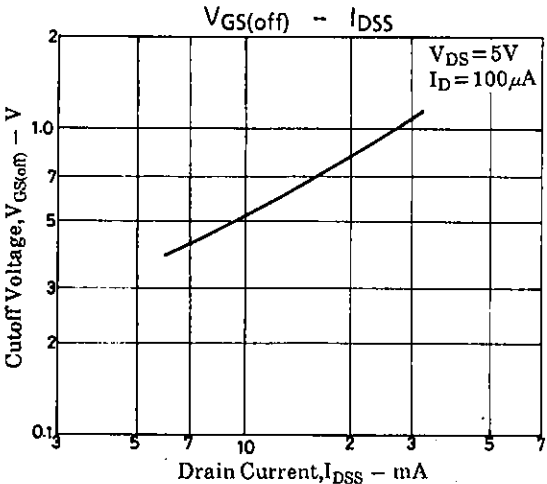
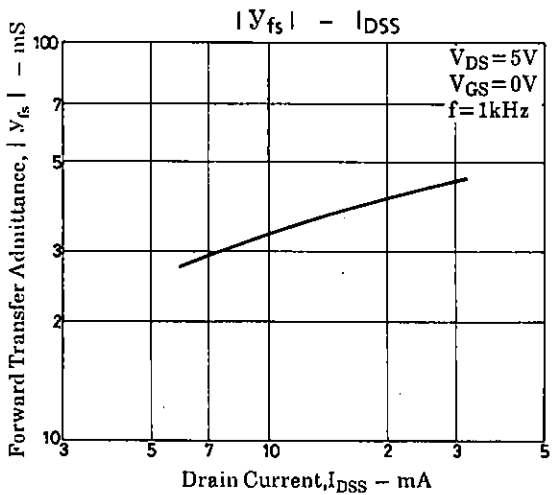
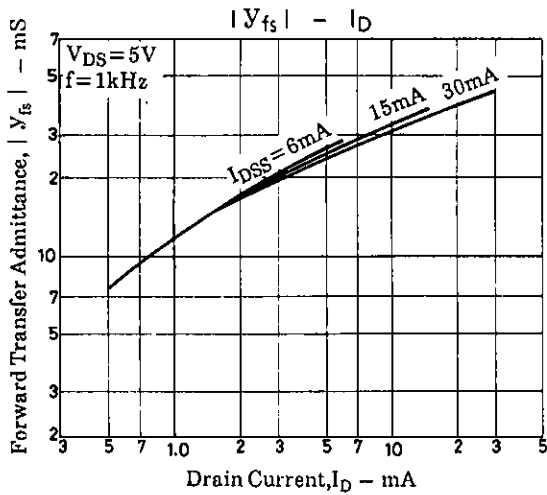
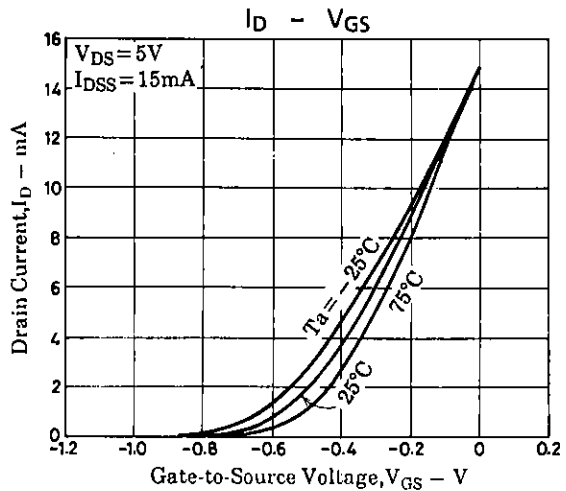
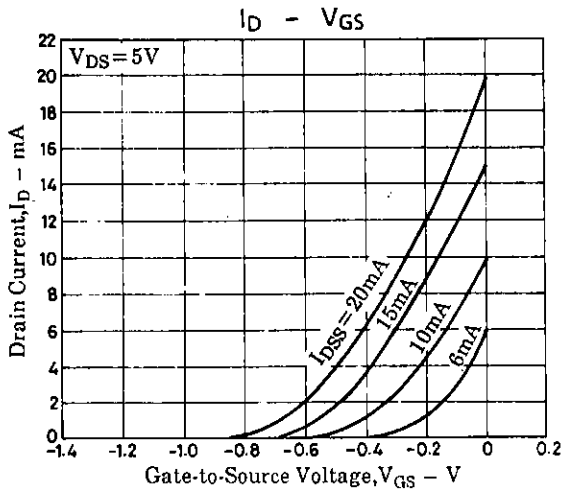
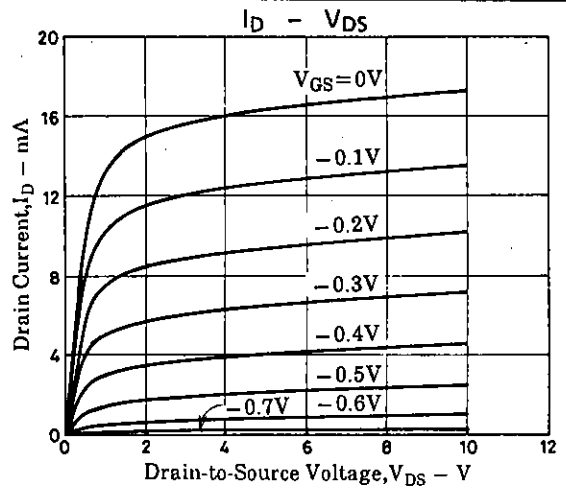
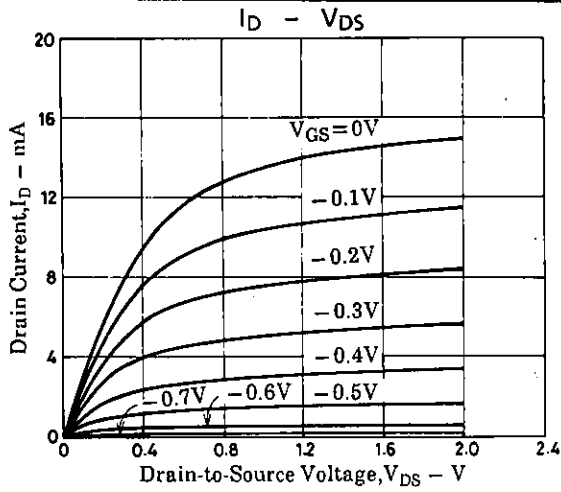
Marking : YJ

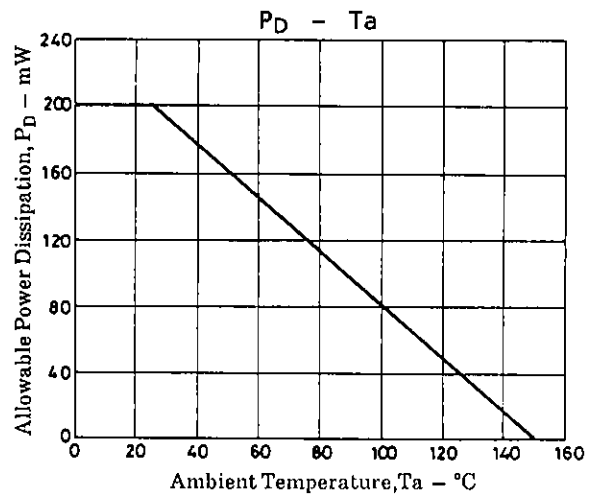
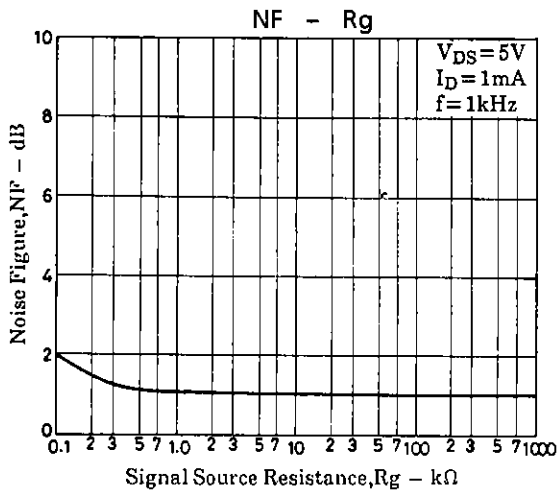
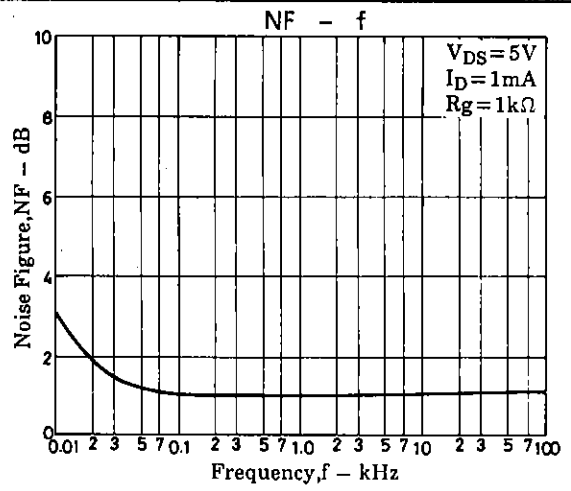
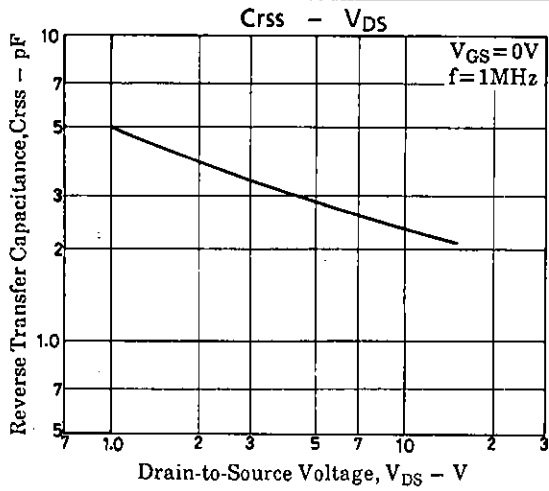
$I_{DSS}$  rank : 5, 6, 7

**Package Dimensions 2050A**  
(unit : mm)



1 : Source  
2 : Drain  
3 : Gate  
SANYO: CP





■ No products described or contained herein are intended for use in surgical implants, life-support systems, aerospace equipment, nuclear power control systems, vehicles, disaster/crime-prevention equipment and the like, the failure of which may directly or indirectly cause injury, death or property loss.

■ Anyone purchasing any products described or contained herein for an above-mentioned use shall:

- ① Accept full responsibility and indemnify and defend SANYO ELECTRIC CO., LTD., its affiliates, subsidiaries and distributors and all their officers and employees, jointly and severally, against any and all claims and litigation and all damages, cost and expenses associated with such use;
- ② Not impose any responsibility for any fault or negligence which may be cited in any such claim or litigation on SANYO ELECTRIC CO., LTD., its affiliates, subsidiaries and distributors or any of their officers and employees jointly or severally.

■ Information (including circuit diagrams and circuit parameters) herein is for example only; it is not guaranteed for volume production. SANYO believes information herein is accurate and reliable, but no guarantees are made or implied regarding its use or any infringements of intellectual property rights or other rights of third parties.