



No.4499

2SK2074

N-Channel Junction Silicon FET
High-Frequency Low-Noise
Amp Applications

Applications

- AM tuner RF amp applications.
- Low-noise amp.

Features

- Large $|Y_{fs}|$
- Small Ciss
- Very low noise figure.

Absolute Maximum Ratings at Ta = 25°C

			unit
Drain-to-Source Voltage	V_{DSX}	15	V
Gate-to-Drain Voltage	V_{GDS}	-15	V
Gate Current	I_G	10	mA
Drain Current	I_D	50	mA
Allowable Power Dissipation	P_D	300	mW
Junction Temperature	T_j	150	°C
Storage Temperature	T_{stg}	-55 to +150	°C

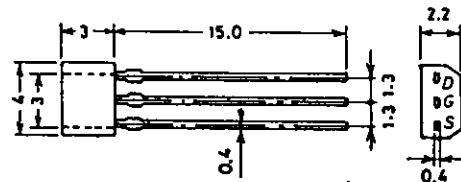
Electrical Characteristics at Ta = 25°C

			min	typ	max	unit
G-D Breakdown Voltage	$V_{(BR)GDS}$	$I_G = -10\mu A, V_{DS} = 0$	-15			V
Gate-to-Source Leakage Current	I_{GSS}	$V_{GS} = -10V, V_{DS} = 0$			-1.0	nA
Cutoff Voltage	$V_{GS(off)}$	$V_{DS} = 5V, I_D = 100\mu A$	-0.3	-0.6	-1.2	V
Drain Current	I_{DSS}	$V_{DS} = 5V, V_{GS} = 0$	6.0*		20.0*	mA
Forward Transfer Admittance	$ Y_{fs} $	$V_{DS} = 5V, V_{GS} = 0, f = 1kHz$	20	30		mS
Input Capacitance	Ciss	$V_{DS} = 5V, V_{GS} = 0, f = 1MHz$		9.5		pF
Reverse Transfer Capacitance	Crss	$V_{DS} = 5V, V_{GS} = 0, f = 1MHz$		2.7		pF
Noise Figure	NF	$V_{DS} = 5V, R_g = 1k\Omega, I_D = 1mA, f = 1MHz$		0.5		dB

* : The 2SK2074 is classified by I_{DSS} as follows (unit : mA)

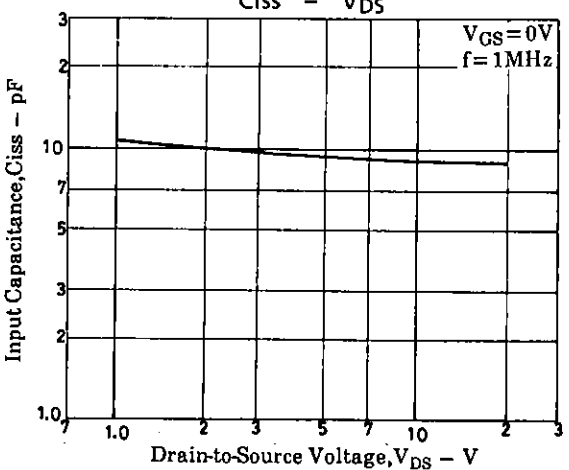
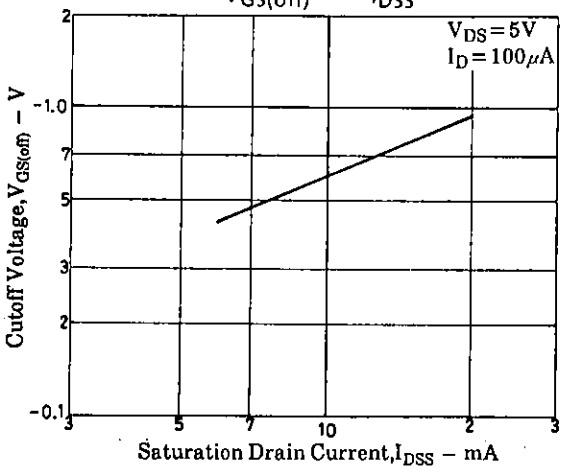
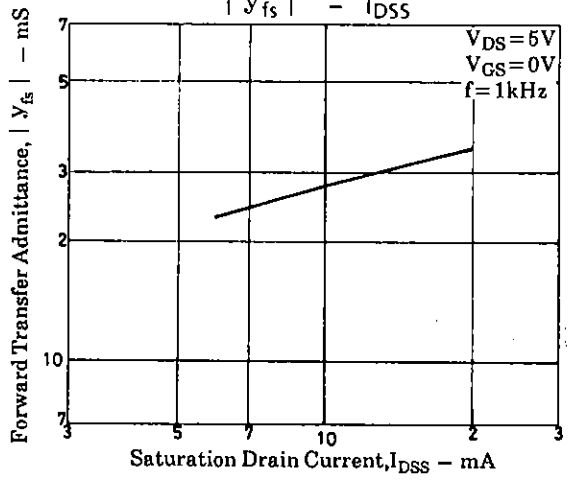
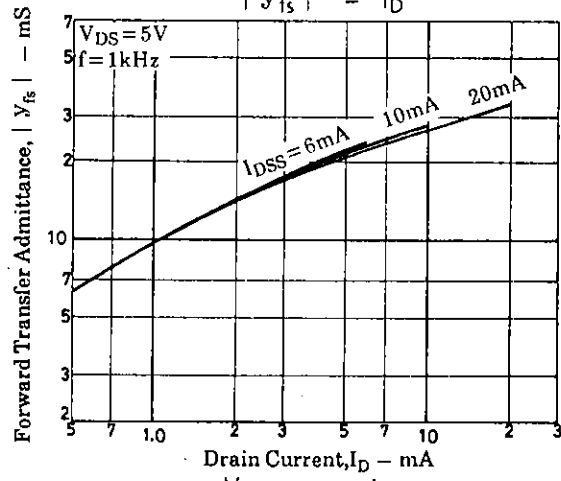
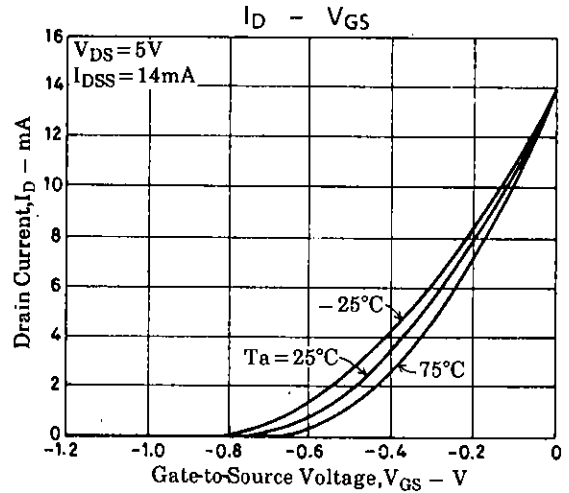
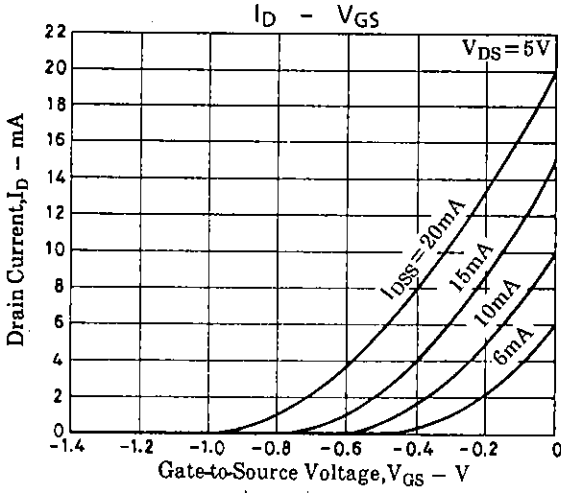
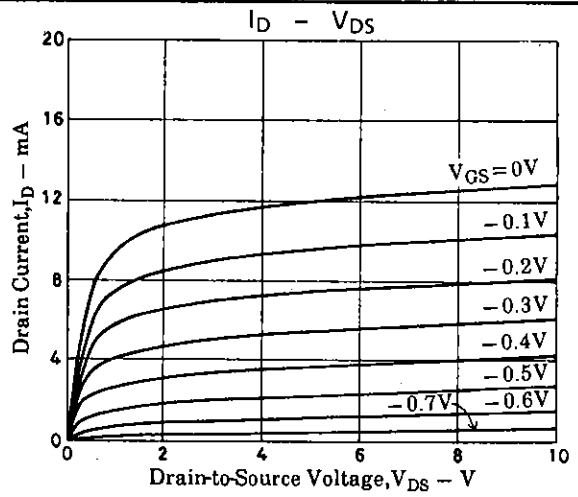
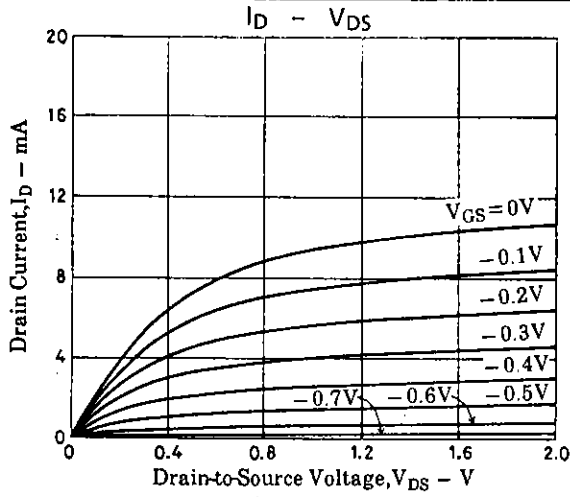
6.0	F	12.0	10.0	G	20.0
-----	---	------	------	---	------

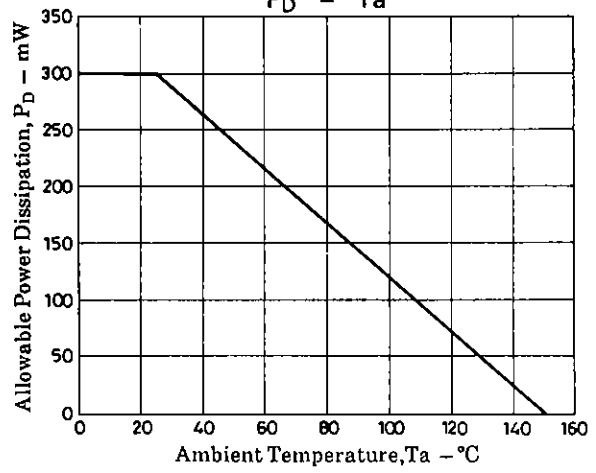
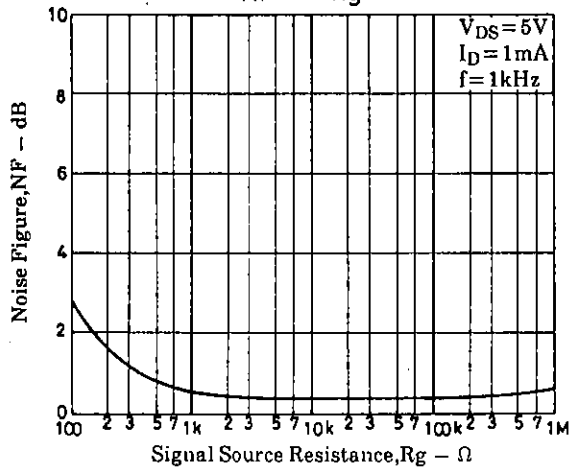
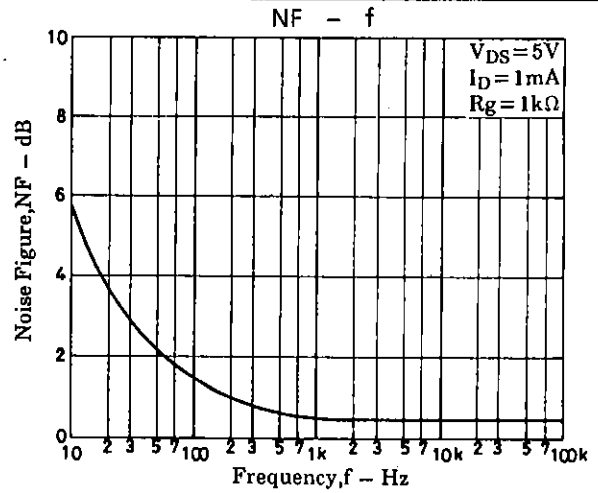
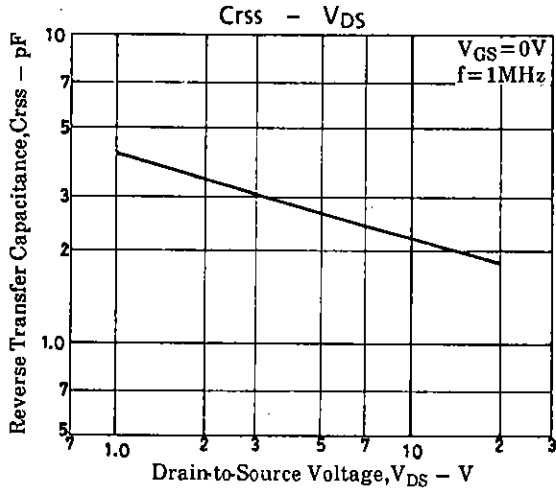
Package Dimensions 2034
(unit: mm)



D: Drain
G: Gate
S: Source

SANYO: SPA





- No products described or contained herein are intended for use in surgical implants, life-support systems, aerospace equipment, nuclear power control systems, vehicles, disaster/crime-prevention equipment and the like, the failure of which may directly or indirectly cause injury, death or property loss.
- Anyone purchasing any products described or contained herein for an above-mentioned use shall:
 - ① Accept full responsibility and indemnify and defend SANYO ELECTRIC CO., LTD., its affiliates, subsidiaries and distributors and all their officers and employees, jointly and severally, against any and all claims and litigation and all damages, cost and expenses associated with such use:
 - ② Not impose any responsibility for any fault or negligence which may be cited in any such claim or litigation on SANYO ELECTRIC CO., LTD., its affiliates, subsidiaries and distributors or any of their officers and employees jointly or severally.
- Information (including circuit diagrams and circuit parameters) herein is for example only; it is not guaranteed for volume production. SANYO believes information herein is accurate and reliable, but no guarantees are made or implied regarding its use or any infringements of intellectual property rights or other rights of third parties.