

SANYO	No.3242	2SC4578
		NPN Triple Diffused Planar Silicon Transistor 900V/50mA Switching Applications

Features

- High breakdown voltage
- Small Cob
- Wide ASO
- High reliability (Adoption of HVP process)

Absolute Maximum Ratings at Ta = 25°C

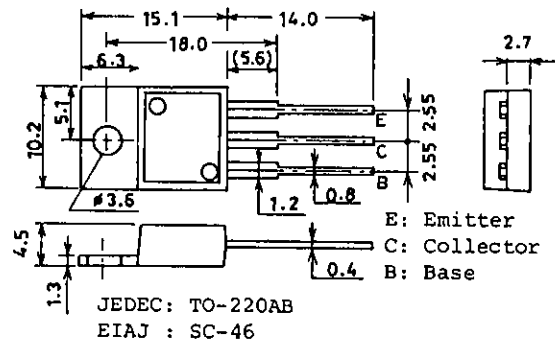
			unit
Collector-to-Base Voltage	V _{CB0}	1700	V
Collector-to-Emitter Voltage	V _{CEO}	900	V
Emitter-to-Base Voltage	V _{EBO}	5	V
Collector Current	I _C	50	mA
Collector Current (Pulse)	I _{CP}	150	mA
Collector Dissipation	P _C	1.75	W
Junction Temperature	T _j	150	°C
Storage Temperature	T _{stg}	-55 to +150	°C

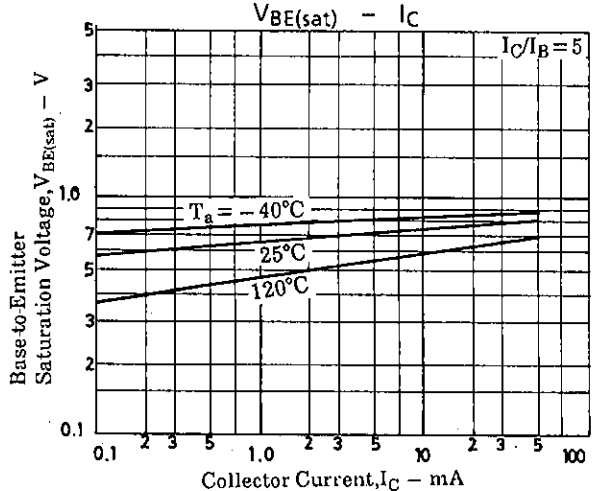
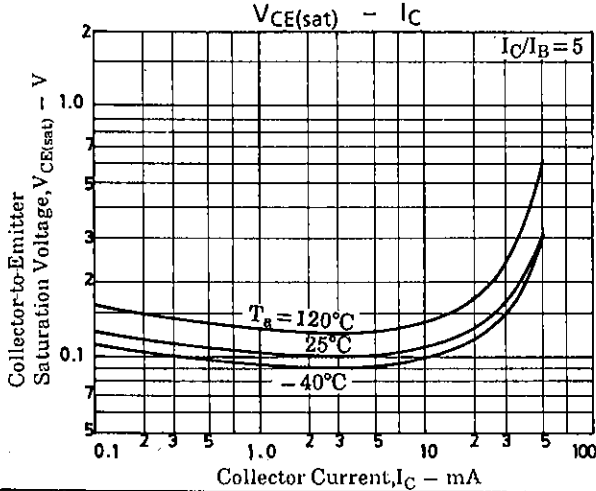
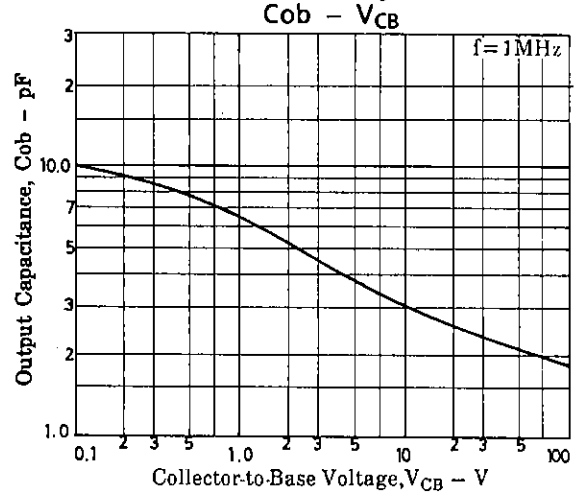
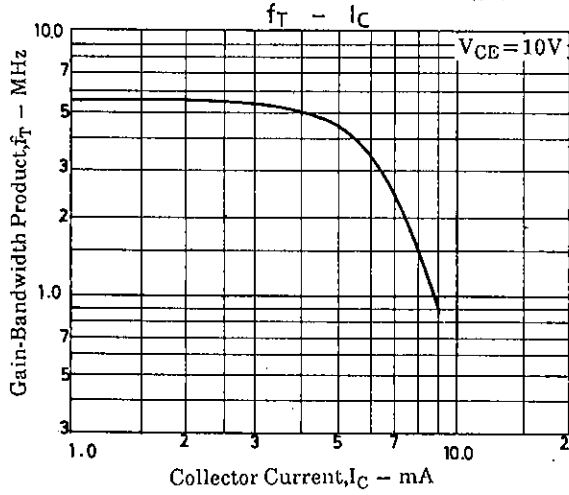
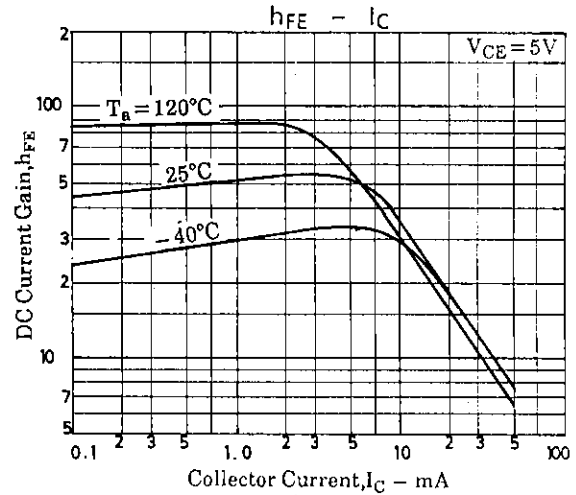
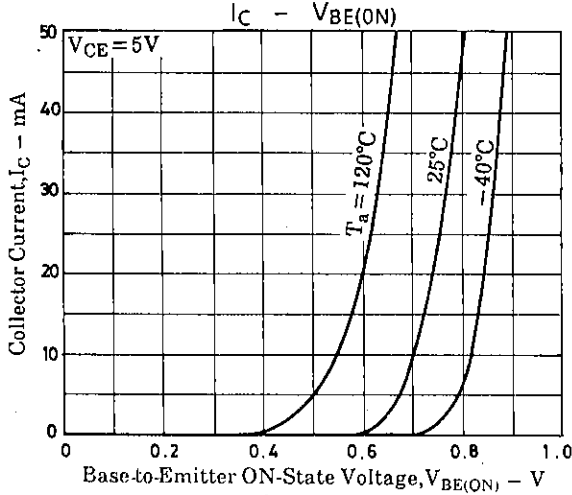
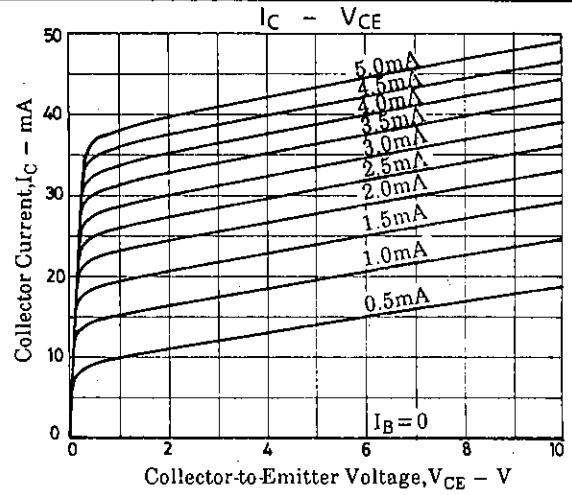
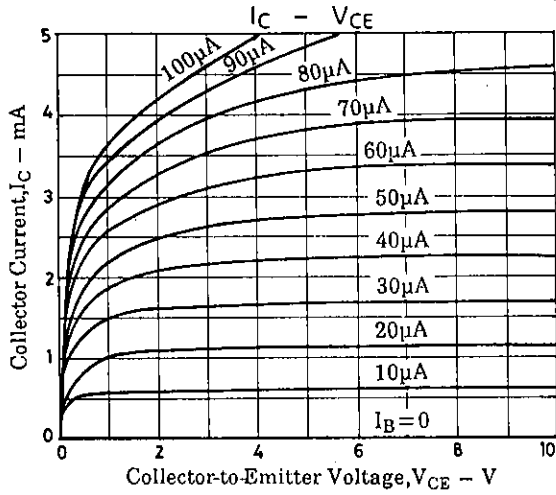
Electrical Characteristics at Ta = 25°C

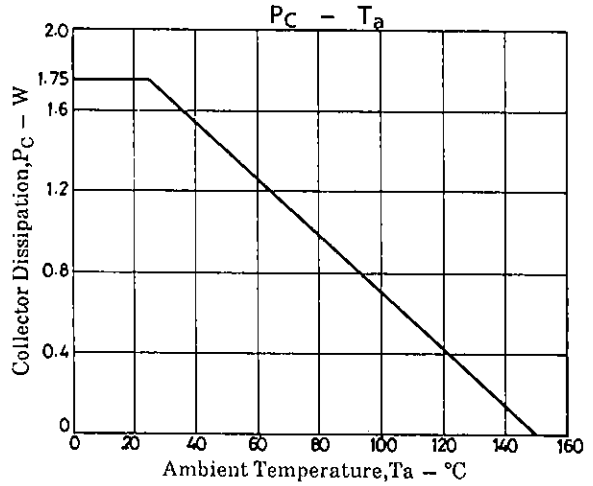
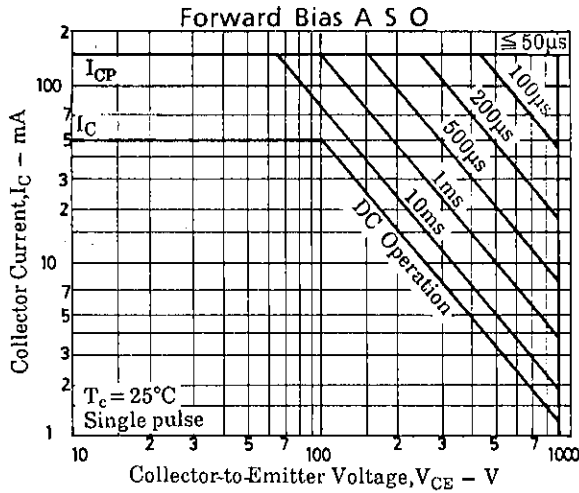
			min	typ	max	unit
Collector Cutoff Current	I _{CB0}	V _{CB} = 900V, I _E = 0			1	μA
Emitter Cutoff Current	I _{EBO}	V _{EB} = 4V, I _C = 0			1	μA
DC Current Gain	h _{FE}	V _{CE} = 5V, I _C = 2mA	20	50	120	
Gain-Bandwidth Product	f _T	V _{CE} = 10V, I _C = 2mA		6		MHz
Output Capacitance	C _{ob}	V _{CB} = 100V, f = 1MHz		2		pF
C-E Saturation Voltage	V _{CE(sat)}	I _C = 5mA, I _B = 1mA			5	V
B-E Saturation Voltage	V _{BE(sat)}	I _C = 5mA, I _B = 1mA			2	V
C-B Breakdown Voltage	V _{(BR)CBO}	I _C = 1mA, I _E = 0	1700			V
C-E Breakdown Voltage	V _{(BR)CEO}	I _C = 1mA, R _{BE} = ∞	900			V
E-B Breakdown Voltage	V _{(BR)EBO}	I _E = 1mA, I _C = 0		5		V

Package Dimensions 2010B

(unit: mm)







■ No products described or contained herein are intended for use in surgical implants, life-support systems, aerospace equipment, nuclear power control systems, vehicles, disaster/crime-prevention equipment and the like, the failure of which may directly or indirectly cause injury, death or property loss.

■ Anyone purchasing any products described or contained herein for an above-mentioned use shall:

- ① Accept full responsibility and indemnify and defend SANYO ELECTRIC CO., LTD., its affiliates, subsidiaries and distributors and all their officers and employees, jointly and severally, against any and all claims and litigation and all damages, cost and expenses associated with such use;
- ② Not impose any responsibility for any fault or negligence which may be cited in any such claim or litigation on SANYO ELECTRIC CO., LTD., its affiliates, subsidiaries and distributors or any of their officers and employees jointly or severally.

■ Information (including circuit diagrams and circuit parameters) herein is for example only; it is not guaranteed for volume production. SANYO believes information herein is accurate and reliable, but no guarantees are made or implied regarding its use or any infringements of intellectual property rights or other rights of third parties.