

<b>SANYO</b>	No.2526	<b>2SA1474/2SC3780</b>
		PNP/NPN Epitaxial Planar Type Silicon Transistors <b>VERY HIGH-DEFINITION CRT DISPLAY</b> <b>VIDEO OUTPUT APPLICATIONS</b>

**Applications**

- . Video output
- . Color TV chroma output
- . Wide-band amp

**Features**

- . High  $f_T$  ( $f_T$  typ=800MHz)
- . Small reverse transfer capacitance and excellent high frequency characteristic ( $c_{re}$ =3.0pF(NPN), 4.7pF(PNP))
- . Complementary PNP and NPN types
- . Adoption of FBET process

( ): 2SA1474

**Absolute Maximum Ratings at Ta=25°C**

			unit
Collector-to-Base Voltage	$V_{CB0}$	(-)80	V
Collector-to-Emitter Voltage	$V_{CEO}$	(-)60	V
Emitter-to-Base Voltage	$V_{EBO}$	(-)4	V
Collector Current	$I_C$	(-)800	mA
Peak Collector Current	$i_{cp}$	(-)1	A
Collector Dissipation	$P_C$	1.5	W
		$T_c=50^\circ C$	15
Junction Temperature	$T_j$	150	°C
Storage Temperature	$T_{stg}$	-55 to +150	°C

**Electrical Characteristics at Ta=25°C**

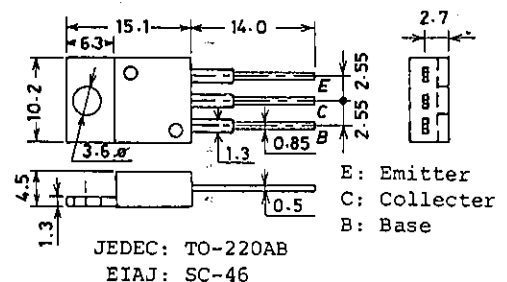
			min	typ	max	unit
Collector Cutoff Current	$I_{CBO}$	$V_{CB}=(-)60V, I_E=0$			(-)0.1	$\mu A$
Emitter Cutoff Current	$I_{EBO}$	$V_{EB}=(-)2V, I_C=0$			(-)1.0	$\mu A$
DC Current Gain	$h_{FE}(1)$	$V_{CE}=(-)10V, I_C=(-)50mA$	40*		320*	
	$h_{FE}(2)$	$V_{CE}=(-)10V, I_C=(-)400mA$	20			
Gain-Bandwidth Product	$f_T$	$V_{CE}=(-)10V, I_C=(-)100mA$		800		MHz
C-E Saturation Voltage	$V_{CE(sat)}$	$I_C=(-)100mA, I_B=(-)10mA$			0.6	V
					(-0.8)	V
B-E Saturation Voltage	$V_{BE(sat)}$	$I_C=(-)100mA, I_B=(-)10mA$			(-)1.0	V
C-B Breakdown Voltage	$V_{(BR)CBO}$	$I_C=(-)10\mu A, I_E=0$	(-)80			V
C-E Breakdown Voltage	$V_{(BR)CEO}$	$I_C=(-)1mA, R_{BE}=\infty$	(-)60			V
E-B Breakdown Voltage	$V_{(BR)EBO}$	$I_E=(-)100\mu A, I_C=0$	(-)4			V
Output Capacitance	$c_{ob}$	$V_{CB}=(-)30V, f=1MHz$		3.5(5.3)		pF
Reverse Transfer Capacitance	$c_{re}$	$V_{CB}=(-)30V, f=1MHz$		3.0(4.7)		pF

\*: The 2SA1474/2SC3780 are classified by 50mA  $h_{FE}$  as follows:

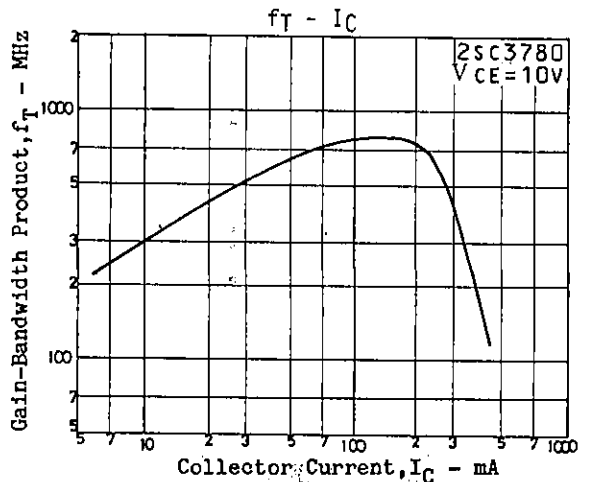
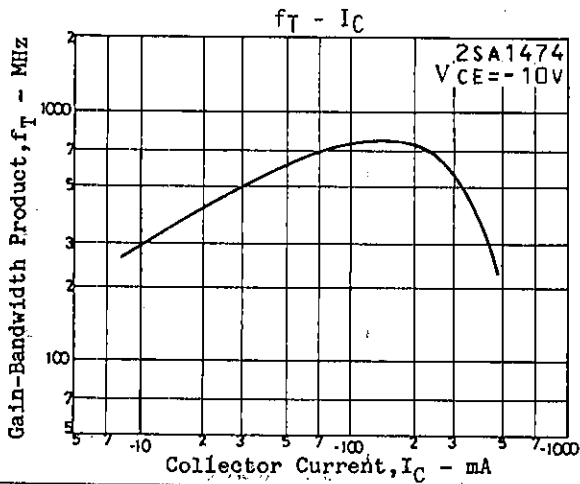
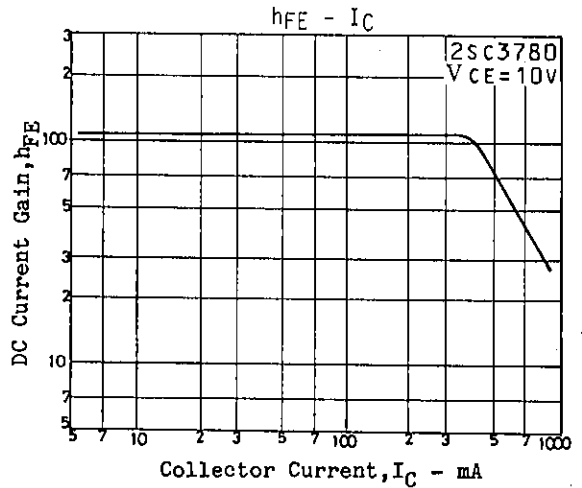
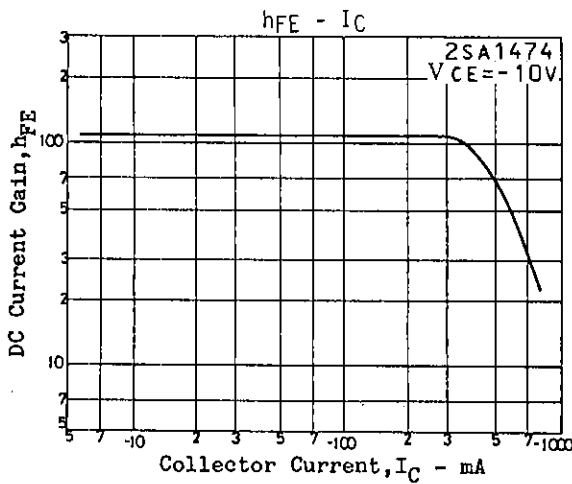
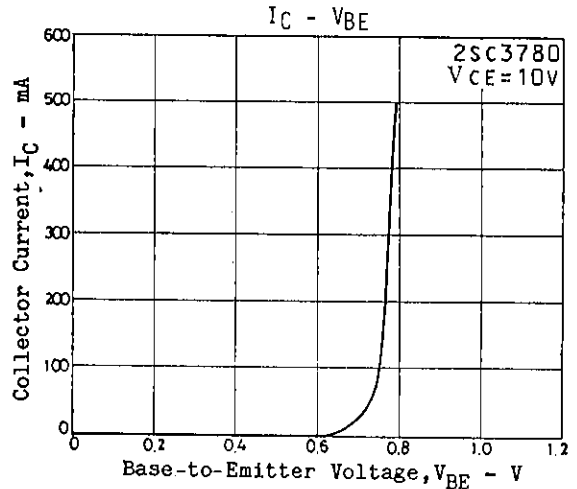
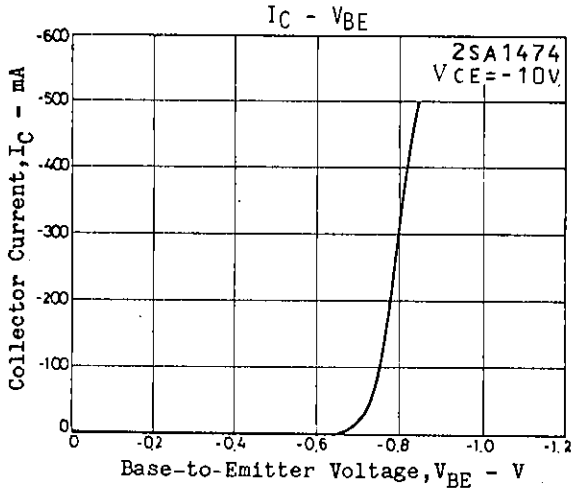
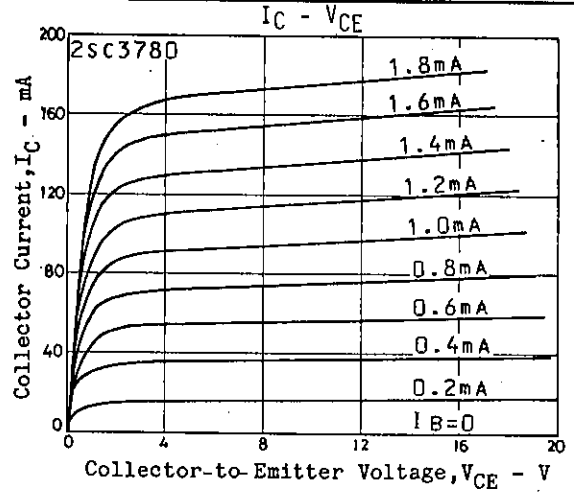
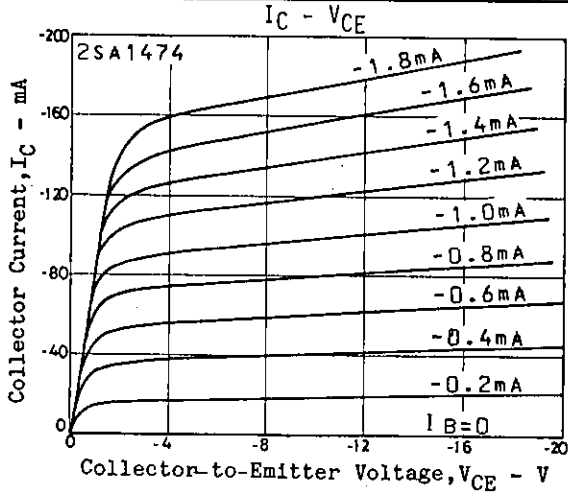
40	C	80	60	D	120
100	E	200	160	F	320

**Package Dimensions 2010A**

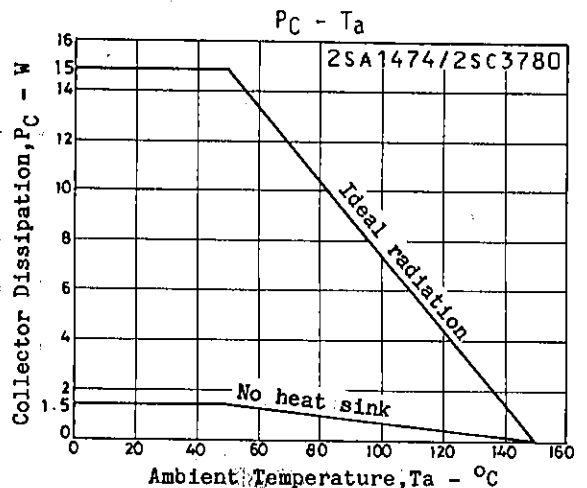
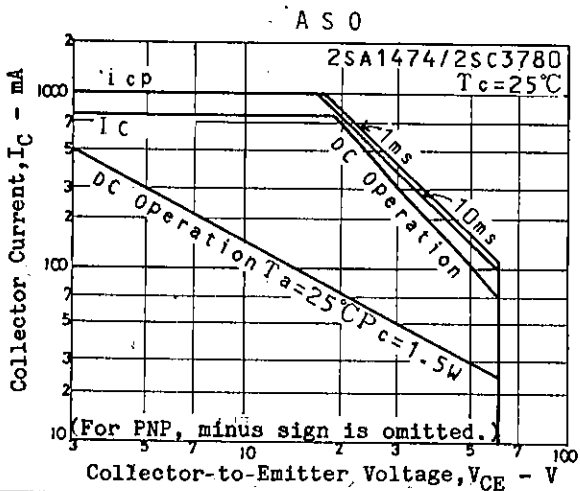
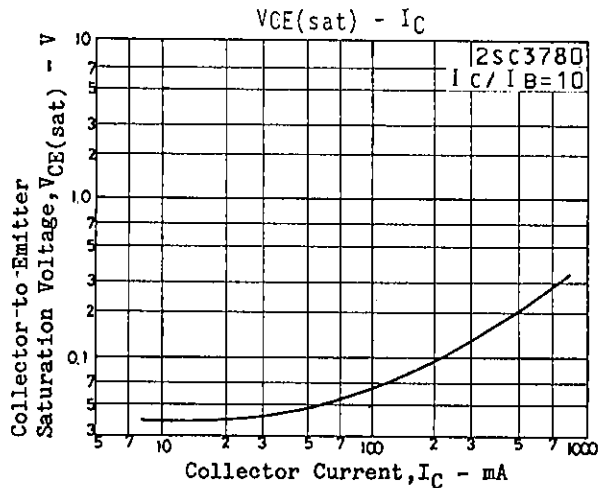
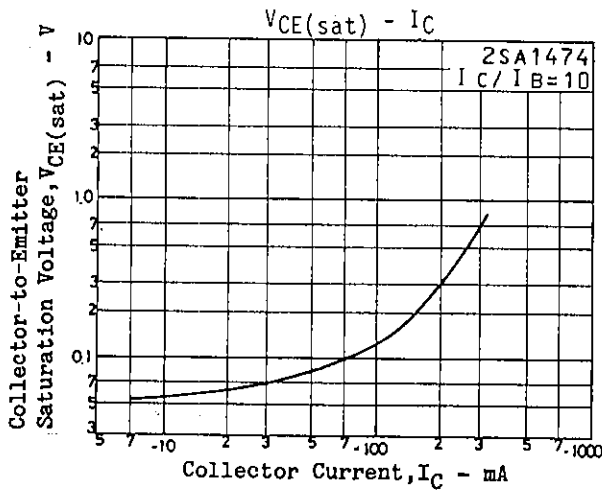
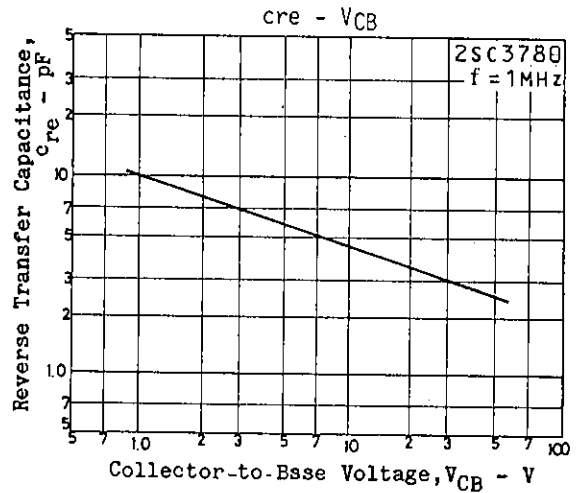
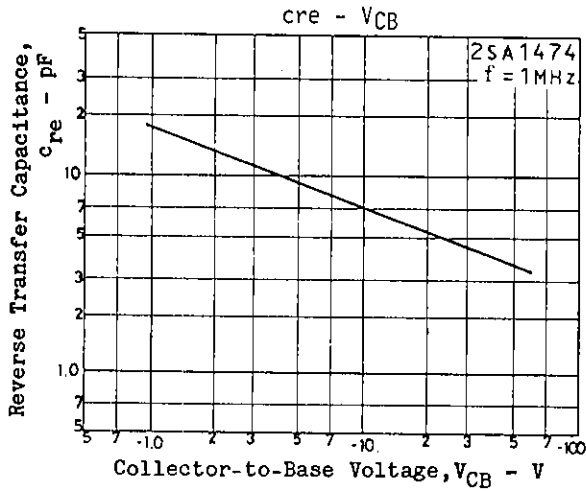
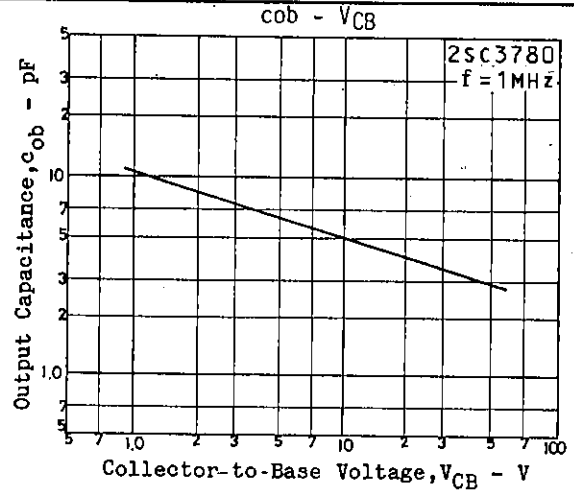
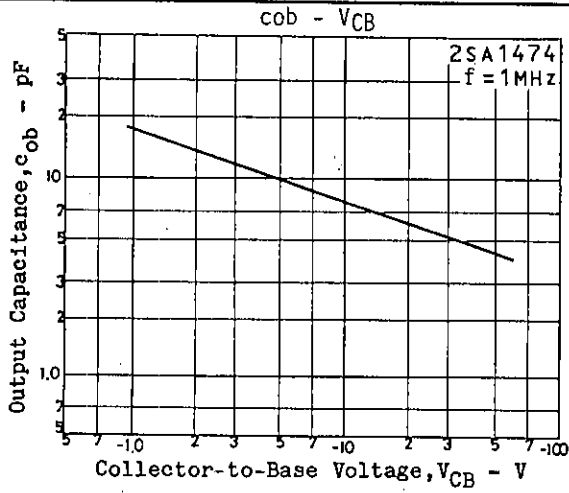
(unit: mm)



2SA1474/2SC3780



2SA1474/2SC3780



- No products described or contained herein are intended for use in surgical implants, life-support systems, aerospace equipment, nuclear power control systems, vehicles, disaster/crime-prevention equipment and the like, the failure of which may directly or indirectly cause injury, death or property loss.
- Anyone purchasing any products described or contained herein for an above-mentioned use shall:
  - ① Accept full responsibility and indemnify and defend SANYO ELECTRIC CO., LTD., its affiliates, subsidiaries and distributors and all their officers and employees, jointly and severally, against any and all claims and litigation and all damages, cost and expenses associated with such use;
  - ② Not impose any responsibility for any fault or negligence which may be cited in any such claim or litigation on SANYO ELECTRIC CO., LTD., its affiliates, subsidiaries and distributors or any of their officers and employees jointly or severally.
- Information (including circuit diagrams and circuit parameters) herein is for example only; it is not guaranteed for volume production. SANYO believes information herein is accurate and reliable, but no guarantees are made or implied regarding its use or any infringements of intellectual property rights or other rights of third parties.