

SANYO

No. 4131

2SC4821

NPN Epitaxial Planar Silicon Transistor
 High Definition CRT Display
 Video Output Driver Applications

Applications

- High Definition CRT Display Video Output Driver, Wide Band Amp Applications and High Frequency Driver Applications.

Features

- High Gain Bandwidth Product ($f_T = 2.0\text{GHz}$).
- Large current capacity ($I_C = 500\text{mA}$).
- Usage of radial taping to meet automatic mounting.

Absolute Maximum Ratings at $T_a = 25^\circ\text{C}$

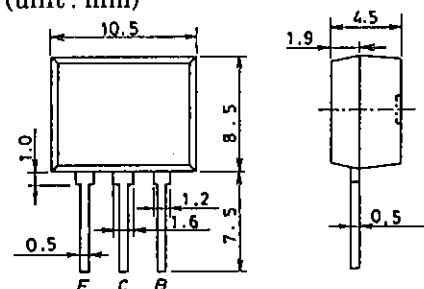
			unit
Collector-to-Base Voltage	V_{CB0}	30	V
Collector-to-Emitter Voltage	V_{CEO}	20	V
Emitter-to-Base Voltage	V_{EBO}	3	V
Collector Current	I_C	500	mA
Peak Collector Current	i_{cp}	1	A
Collector Dissipation	P_C	1.3	W
Junction Temperature	T_j	150	$^\circ\text{C}$
Storage Temperature	T_{stg}	-55 to +150	$^\circ\text{C}$

Electrical Characteristics at $T_a = 25^\circ\text{C}$

			min	typ	max	unit
Collector Cutoff Current	I_{CBO}	$V_{CB} = 20\text{V}, I_E = 0$			0.1	μA
Emitter Cutoff Current	I_{EBO}	$V_{EB} = 2\text{V}, I_C = 0$			5.0	μA
DC Current Gain	$h_{FE(1)}$	$V_{CE} = 5\text{V}, I_C = 50\text{mA}$	40*		200*	
	$h_{FE(2)}$	$V_{CE} = 5\text{V}, I_C = 500\text{mA}$	20			
Gain Bandwidth Product	f_T	$V_{CE} = 5\text{V}, I_C = 100\text{mA}$		2.0		GHz
Output Capacitance	C_{ob}	$V_{CB} = 10\text{V}, f = 1\text{MHz}$		6.0		pF
Reverse Transfer Capacitance	C_{re}	$V_{CB} = 10\text{V}, f = 1\text{MHz}$		4.6		pF
C-E Saturation Voltage	$V_{CE(sat)}$	$I_C = 300\text{mA}, I_B = 30\text{mA}$	0.3	0.8		V
B-E Saturation Voltage	$V_{BE(sat)}$	$I_C = 300\text{mA}, I_B = 30\text{mA}$	0.9	1.2		V

* : The 2SC4821 is classified by 50mA h_{FE} as follows :

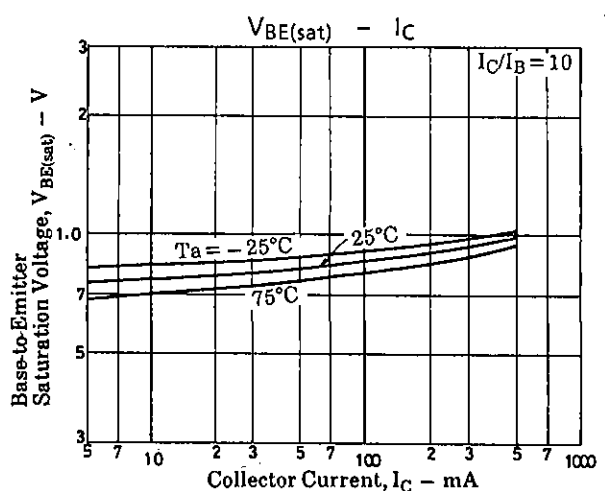
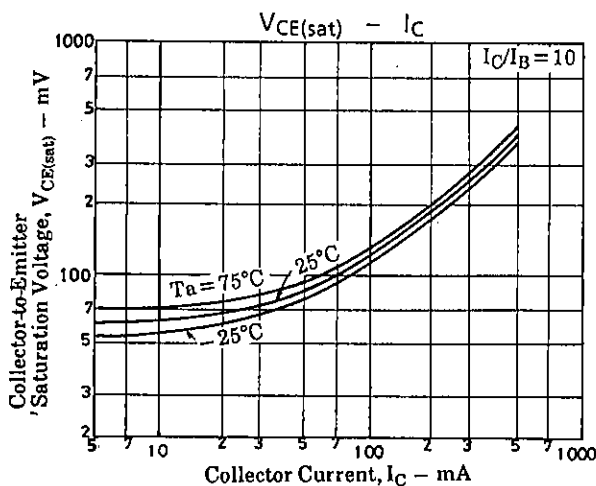
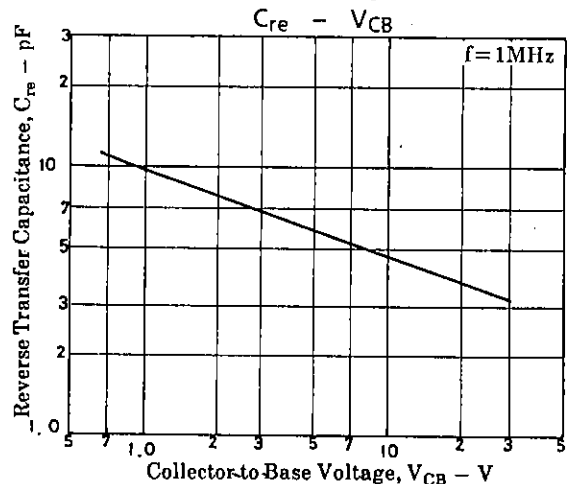
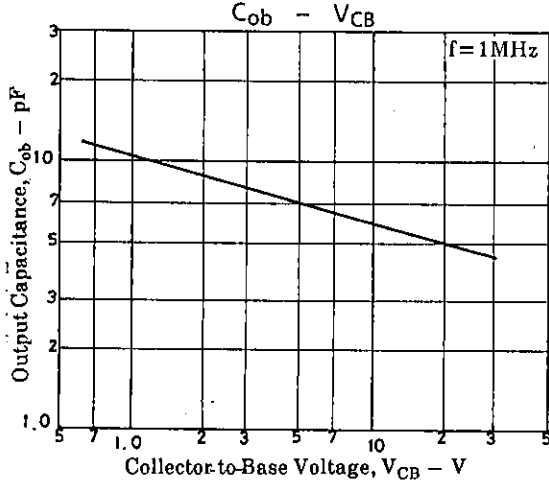
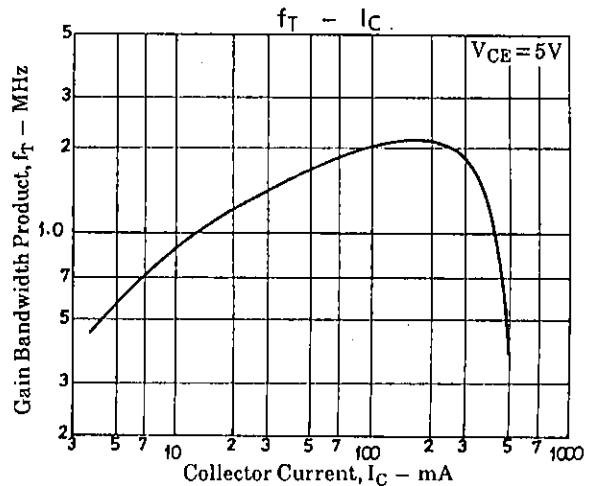
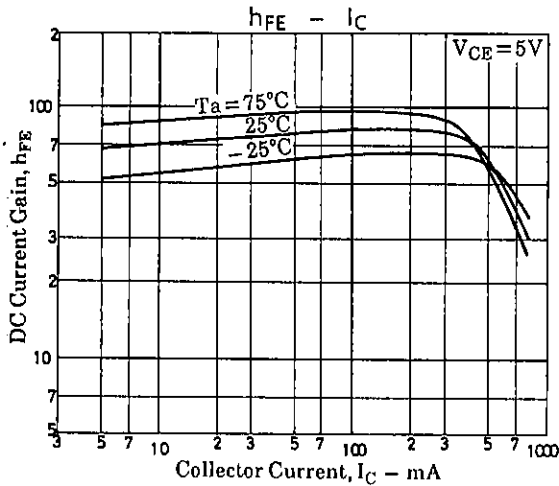
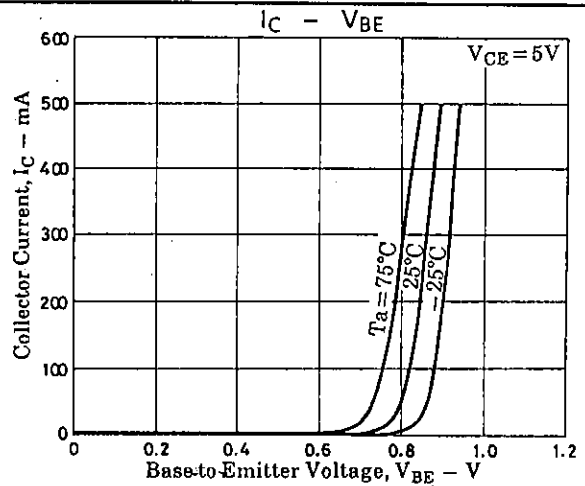
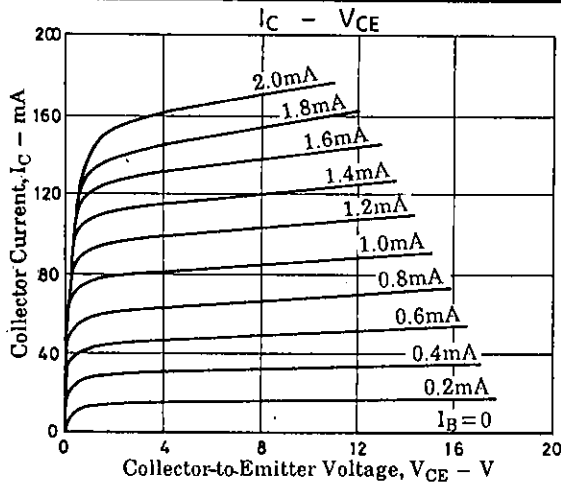
40	C	80	60	D	120	100	E	200
----	---	----	----	---	-----	-----	---	-----

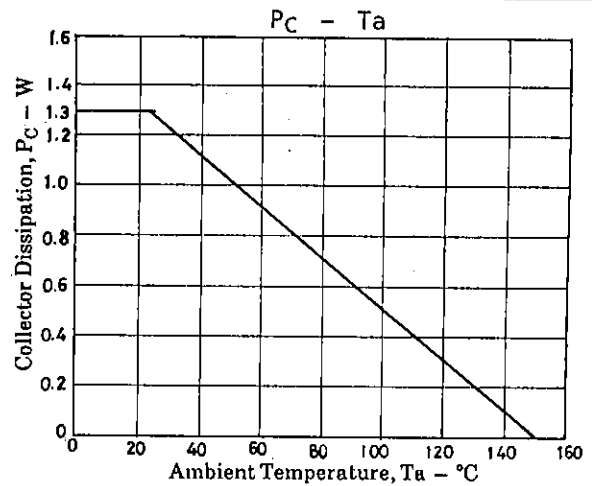
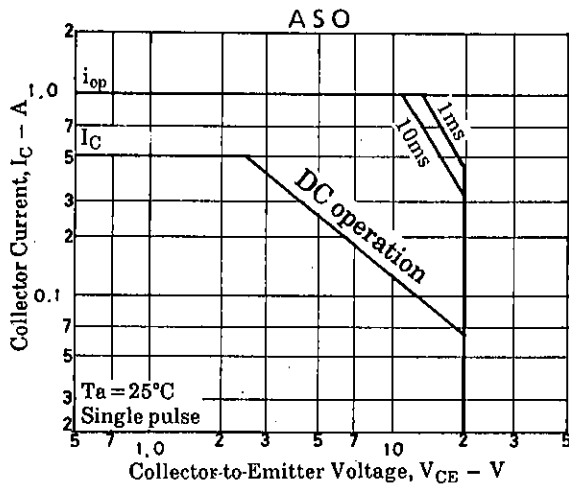
Package Dimensions 2084
(unit : mm)

E : Emitter
 C : Collector
 B : Base

SANYO : FLP

2SC4821





- No products described or contained herein are intended for use in surgical implants, life-support systems, aerospace equipment, nuclear power control systems, vehicles, disaster/crime-prevention equipment and the like, the failure of which may directly or indirectly cause injury, death or property loss.
- Anyone purchasing any products described or contained herein for an above-mentioned use shall:
 - ① Accept full responsibility and indemnify and defend SANYO ELECTRIC CO., LTD., its affiliates, subsidiaries and distributors and all their officers and employees, jointly and severally, against any and all claims and litigation and all damages, cost and expenses associated with such use;
 - ② Not impose any responsibility for any fault or negligence which may be cited in any such claim or litigation on SANYO ELECTRIC CO., LTD., its affiliates, subsidiaries and distributors or any of their officers and employees jointly or severally.
- Information (including circuit diagrams and circuit parameters) herein is for example only; it is not guaranteed for volume production. SANYO believes information herein is accurate and reliable, but no guarantees are made or implied regarding its use or any infringements of intellectual property rights or other rights of third parties.