

SANYO	No.3333	DSD.015
		Silicon Epitaxial Planar Type
High-Voltage Switching Diode		

Features

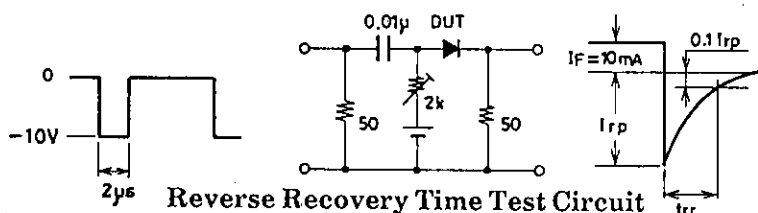
- Ideally suited for use in hybrid ICs because of very compact package
- High breakdown voltage

Absolute Maximum Ratings at Ta = 25°C

			unit
Peak Reverse Voltage	V_{RM}	-350	V
Reverse Voltage	V_R	-300	V
Surge Current	I_{FSM} (1 μ sec)	3	A
Average Rectified Current	I_O	150	mA
Peak Forward Current	I_{FM}	400	mA
Allowable Power Dissipation	P	200	mW
Junction Temperature	T_j	125	°C
Storage Temperature	T_{stg}	-55 to +125	°C

Electrical Characteristics at Ta = 25°C

			min	typ	max	unit
Forward Voltage	V_F	$I_F = 100\text{mA}$			1.0	V
Reverse Current	I_R	$V_R = -300\text{V}$			-0.5	μA
Interterminal Capacitance	c	$V_R = 0\text{V}, f = 1\text{MHz}$		4		pF
Reverse Recovery Time	t_{rr}	$I_F = 10\text{mA}, V_R = -10\text{V}, R_L = 50\Omega, I_{rr} = 0.1I_{rp}$		30	200	ns

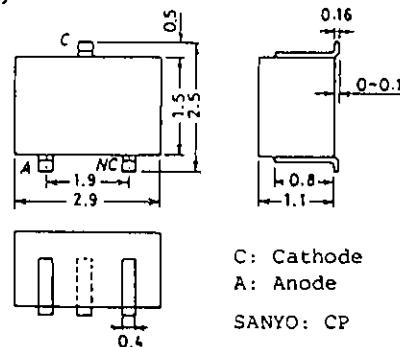
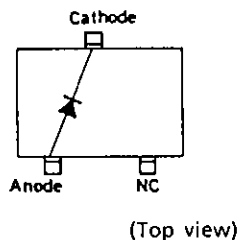


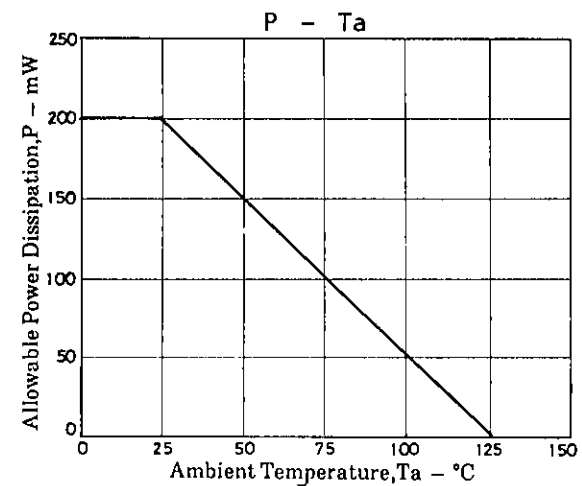
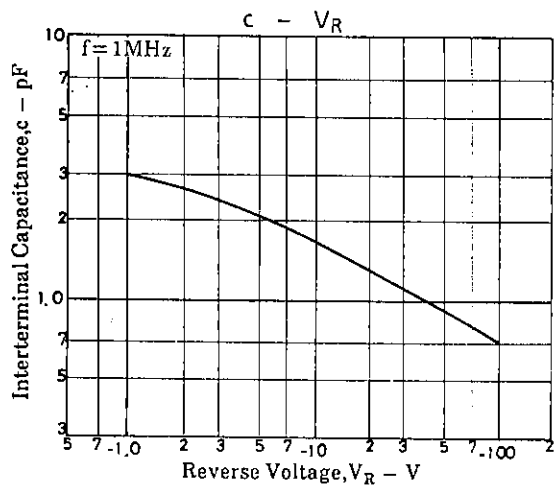
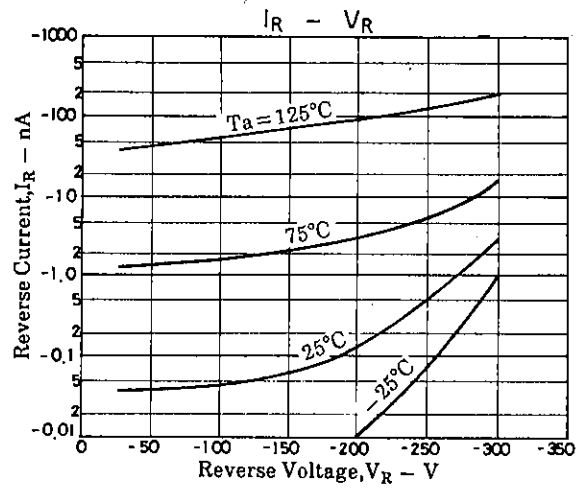
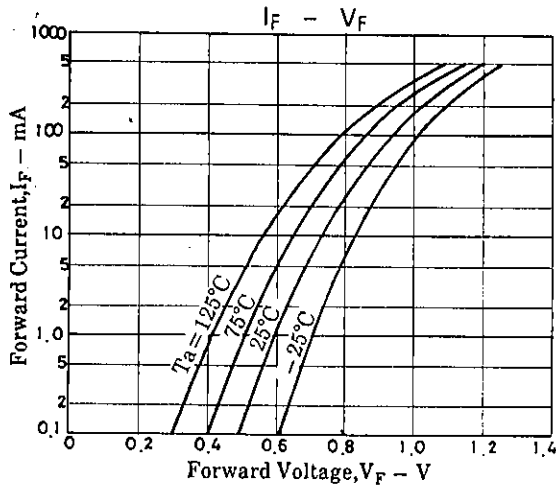
Unit (resistance: Ω , capacitance: F)

Package Dimensions 1148

(unit: mm)

Electrical Connection





- No products described or contained herein are intended for use in surgical implants, life-support systems, aerospace equipment, nuclear power control systems, vehicles, disaster/crime-prevention equipment and the like, the failure of which may directly or indirectly cause injury, death or property loss.
- Anyone purchasing any products described or contained herein for an above-mentioned use shall:
 - ① Accept full responsibility and indemnify and defend SANYO ELECTRIC CO., LTD., its affiliates, subsidiaries and distributors and all their officers and employees, jointly and severally, against any and all claims and litigation and all damages, cost and expenses associated with such use;
 - ② Not impose any responsibility for any fault or negligence which may be cited in any such claim or litigation on SANYO ELECTRIC CO., LTD., its affiliates, subsidiaries and distributors or any of their officers and employees jointly or severally.
- Information (including circuit diagrams and circuit parameters) herein is for example only; it is not guaranteed for volume production. SANYO believes information herein is accurate and reliable, but no guarantees are made or implied regarding its use or any infringements of intellectual property rights or other rights of third parties.