

| | | |
|--|---------|-------------------------------|
| SANYO | No.4705 | DSE010 |
| | | Silicon Epitaxial Planar Type |
| Very High-Speed Switching Diode | | |

Features

- Ideally suited for use in hybrid ICs because of very small-sized package.
- Fast switching speed.
- Small interterminal capacitance.

Absolute Maximum Ratings at Ta = 25°C

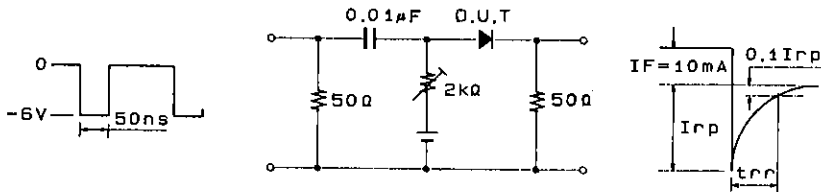
| | | | | |
|---------------------------|-----------|----------|-------------|----|
| Peak Reverse Voltage | V_{RM} | | 90 | V |
| Reverse Voltage | V_R | | 80 | V |
| Peak Forward Current | I_{FM} | | 225 | mA |
| Average Rectified Current | I_o | | 100 | mA |
| Surge Forward Current | I_{FSM} | 1s pulse | 500 | mA |
| Junction Temperature | T_j | | 125 | °C |
| Storage Temperature | T_{stg} | | -55 to +125 | °C |

Electrical Characteristics at Ta = 25°C

| | | | min | typ | max | unit |
|---------------------------|----------|--|-----|-----|-----|---------|
| Forward Voltage | V_F | $I_F = 100mA$ | | | 1.2 | V |
| Reverse Current | I_R | $V_R = 80V$ | | | 0.5 | μA |
| Interterminal Capacitance | C | $V_R = 0.5V, f = 1MHz$ | | | 3.0 | pF |
| Reverse Recovery Time | t_{rr} | $I_F = 10mA, V_R = 6V$ $R_L = 50\Omega, I_{rr} = 0.1I_{rp}$ | | | 4.0 | ns |

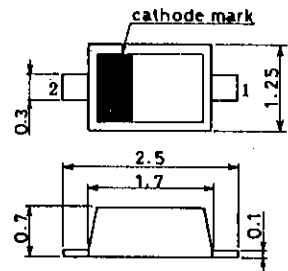
Marking: C

t_{rr} Test Circuit

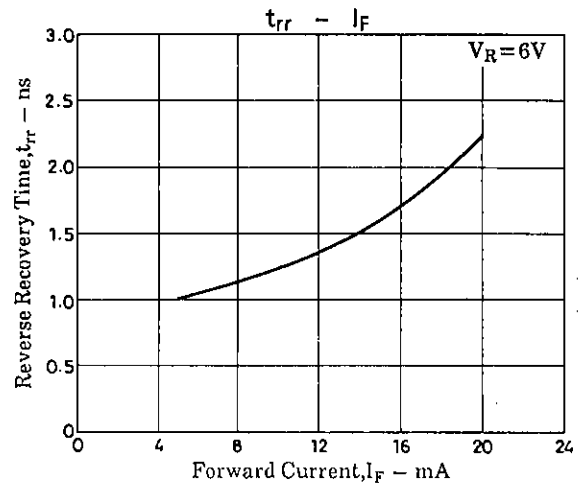
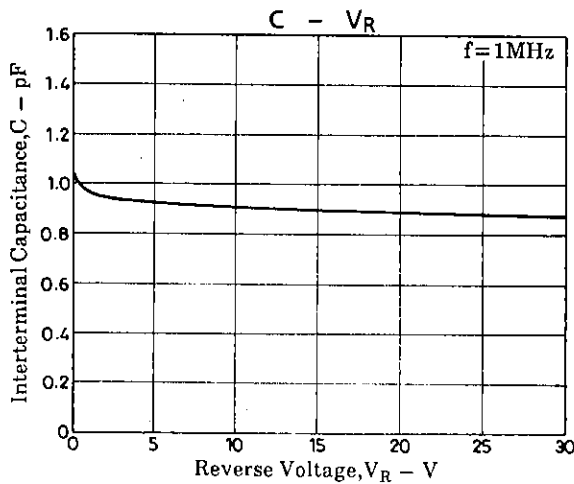
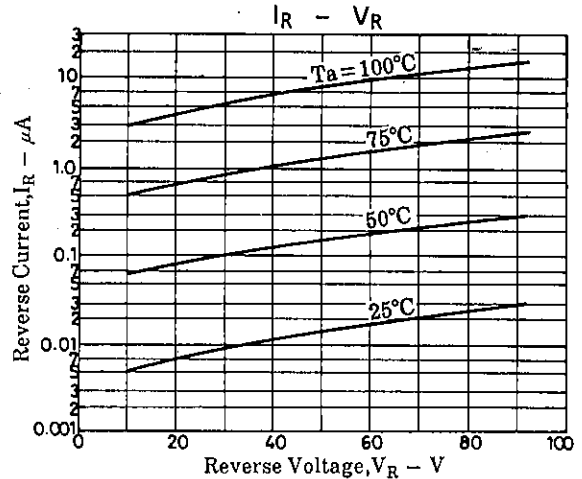
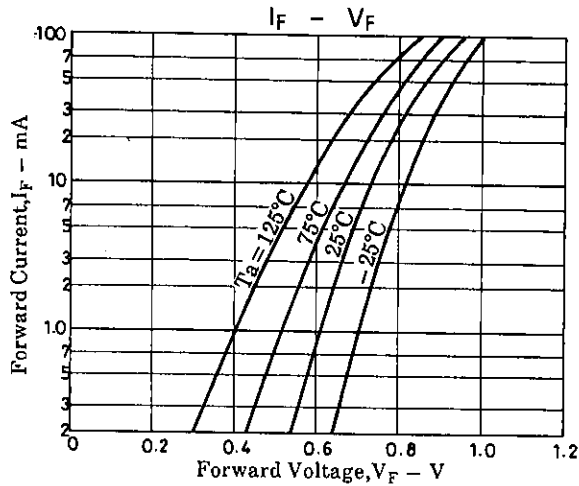


A01037

Package Dimensions 1260
(unit: mm)



1: Anode
2: Cathode



■ No products described or contained herein are intended for use in surgical implants, life-support systems, aerospace equipment, nuclear power control systems, vehicles, disaster/crime-prevention equipment and the like, the failure of which may directly or indirectly cause injury, death or property loss.

■ Anyone purchasing any products described or contained herein for an above-mentioned use shall:

- ① Accept full responsibility and indemnify and defend SANYO ELECTRIC CO., LTD., its affiliates, subsidiaries and distributors and all their officers and employees, jointly and severally, against any and all claims and litigation and all damages, cost and expenses associated with such use;
- ② Not impose any responsibility for any fault or negligence which may be cited in any such claim or litigation on SANYO ELECTRIC CO., LTD., its affiliates, subsidiaries and distributors or any of their officers and employees jointly or severally.

■ Information (including circuit diagrams and circuit parameters) herein is for example only; it is not guaranteed for volume production. SANYO believes information herein is accurate and reliable, but no guarantees are made or implied regarding its use or any infringements of intellectual property rights or other rights of third parties.