

SANYO	No.800D	DTA 2
		Silicon Planar Type

2.0A Bidirectional Thyristor

Features

- Low AC power control
- TO-202 package facilitating easy mounting
- Peak OFF-state voltage : 100 to 400V
- RMS ON-state current : 2A
- Weight : 1.5g

Absolute Maximum Ratings at Ta = 25°C

			DTA2B	DTA2C	DTA2E	unit
Repetitive Peak OFF-State Voltage	V_{DRM}		100	200	400	V
RMS ON-State Current	$I_T (RMS)$	$T_c = 70^\circ C$, single-phase full-wave	→	→	2	A
Surge ON-State Current	I_{TSM}	Peak 1 cycle, 50Hz	→	→	12	A
Amperes Squared-Seconds	$\int i^2 T \cdot dt$		→	→	0.7	A ² s
Peak Gate Power Dissipation	P_{GM}		→	→	3	W
Average Gate Power Dissipation	$P_{G(AV)}$		→	→	0.3	W
Peak Gate Current	I_{GM}		→	→	1.6	A
Peak Gate Voltage	V_{GM}		→	→	10	V
Junction Temperature	T_j		→	→	110	°C
Storage Temperature	T_{stg}		→	→	-40 to +110	°C

Electrical Characteristics at Ta = 25°C

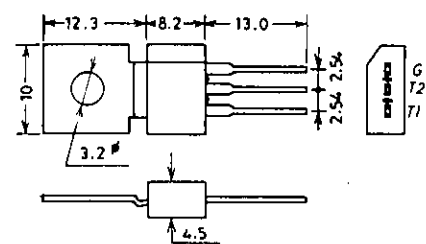
			min	typ	max	unit
Repetitive Peak OFF-State Current	I_{DRM}	$T_j = 110^\circ C, V_D = V_{DRM}$			0.1	mA
ON-State Voltage	V_T	$I_T = 6A$			2.6	V
Holding Current	I_H	$R_L = 100\Omega$			25	mA
Gate Trigger Current ※ (I)	I_{GT}	$V_D = 12V, R_L = 20\Omega$			15	mA
" (II)	I_{GT}	$V_D = 12V, R_L = 20\Omega$			15	mA
" (III)	I_{GT}	$V_D = 12V, R_L = 20\Omega$			—	
" (IV)	I_{GT}	$V_D = 12V, R_L = 20\Omega$			15	mA
Gate Trigger Voltage ※ (I)	V_{GT}	$V_D = 12V, R_L = 20\Omega$			2.3	V
" (II)	V_{GT}	$V_D = 12V, R_L = 20\Omega$			2.3	V
" (III)	V_{GT}	$V_D = 12V, R_L = 20\Omega$			—	
" (IV)	V_{GT}	$V_D = 12V, R_L = 20\Omega$			2.3	V
Gate Nontrigger Voltage	V_{GD}	$T_c = 110^\circ C, V_D = V_{DRM}$		0.2		V
Thermal Resistance	$R_{th(j-c)}$				12	°C/W

※ : The gate trigger mode is shown below.

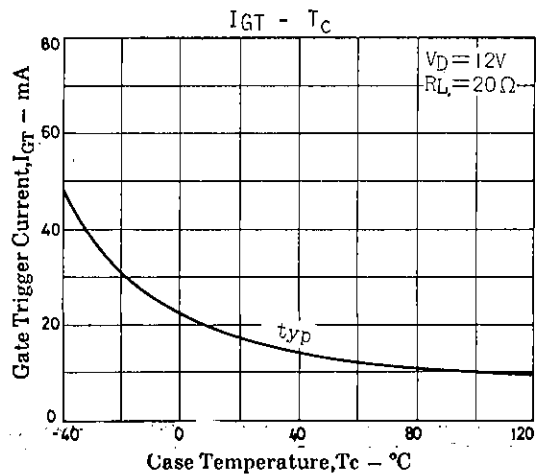
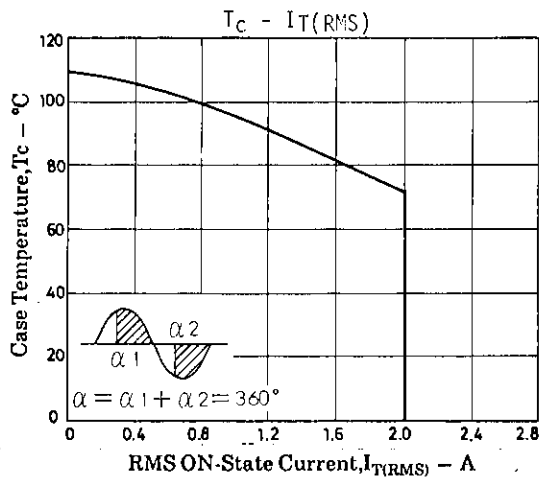
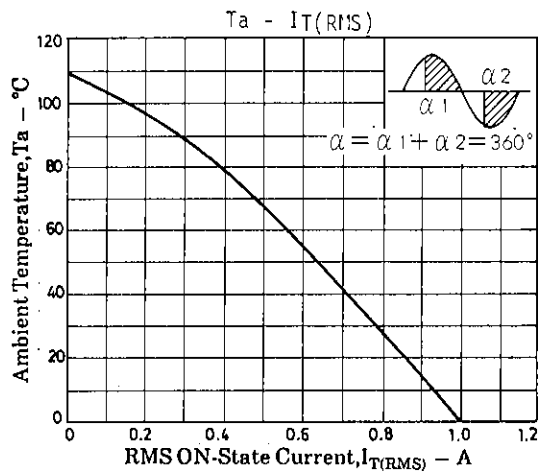
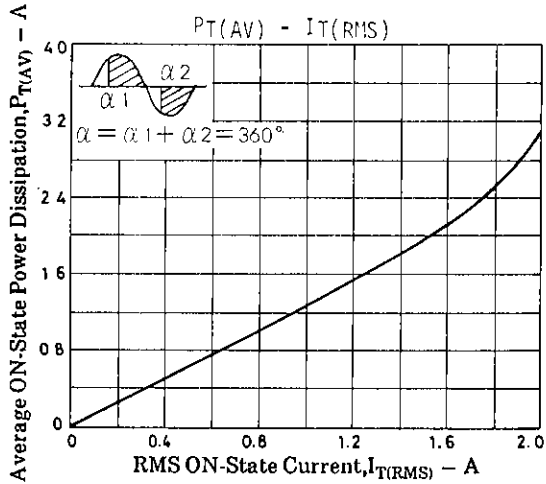
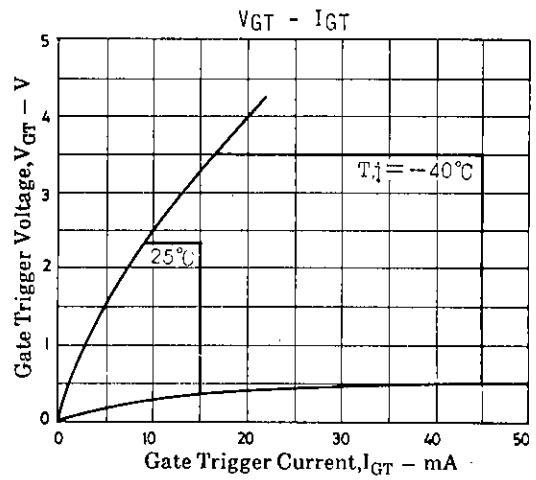
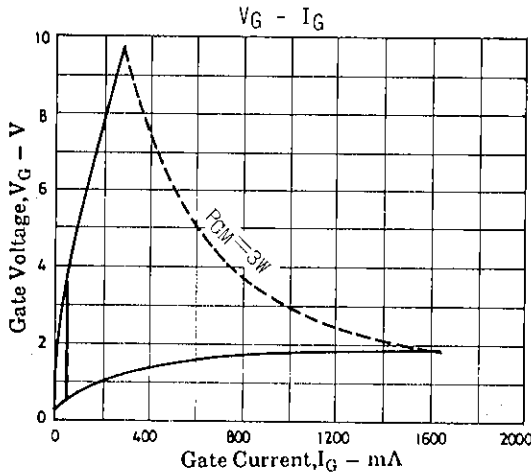
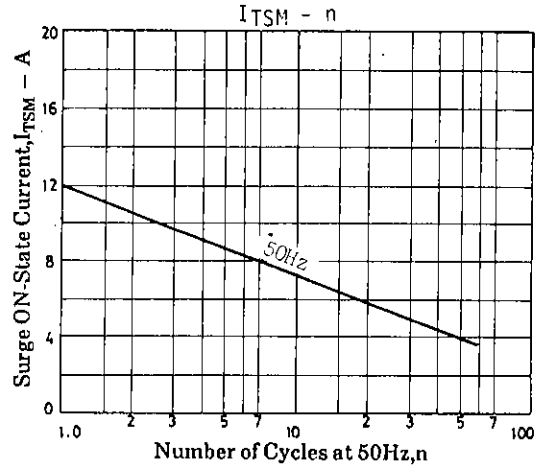
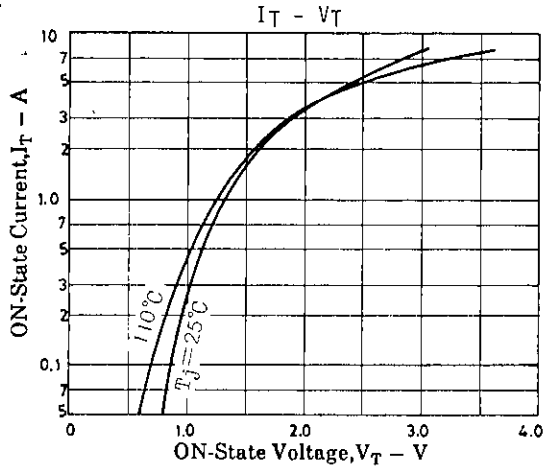
Trigger mode	T2	T1	G
I	+	-	+
II	+	-	-
III	-	+	+
IV	-	+	-

Package Dimensions 1102

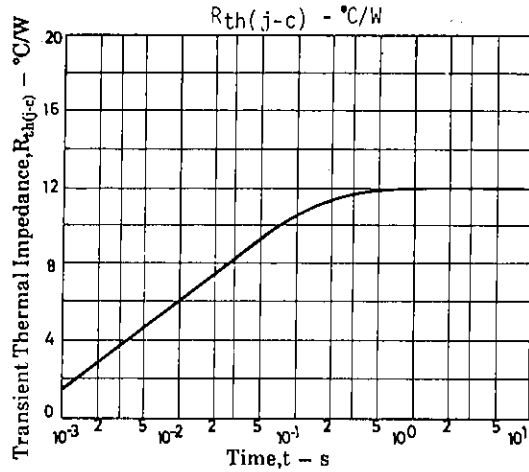
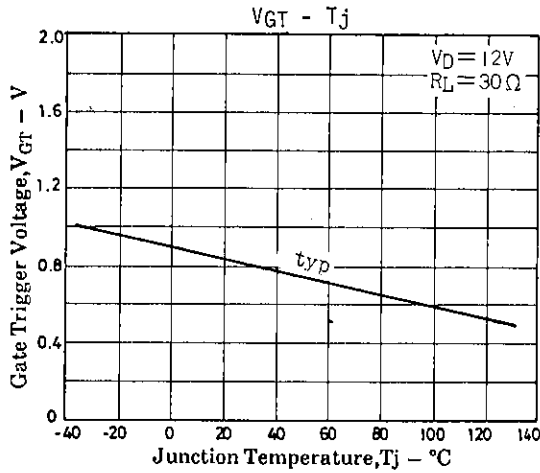
(unit: mm)



DTA2



DTA2



- No products described or contained herein are intended for use in surgical implants, life-support systems, aerospace equipment, nuclear power control systems, vehicles, disaster/crime-prevention equipment and the like, the failure of which may directly or indirectly cause injury, death or property loss.
- Anyone purchasing any products described or contained herein for an above-mentioned use shall:
 - ① Accept full responsibility and indemnify and defend SANYO ELECTRIC CO., LTD., its affiliates, subsidiaries and distributors and all their officers and employees, jointly and severally, against any and all claims and litigation and all damages, cost and expenses associated with such use;
 - ② Not impose any responsibility for any fault or negligence which may be cited in any such claim or litigation on SANYO ELECTRIC CO., LTD., its affiliates, subsidiaries and distributors or any of their officers and employees jointly or severally.
- Information (including circuit diagrams and circuit parameters) herein is for example only; it is not guaranteed for volume production. SANYO believes information herein is accurate and reliable, but no guarantees are made or implied regarding its use or any infringements of intellectual property rights or other rights of third parties.