

SANYO

No.1897A

GMB01,01U

Epitaxial Planar Type

Very High-Speed Switching Diode

Features

- Glass sleeve structure
- Allowable power dissipation : P = 250mW max.
- Interterminal capacitance : c = 3.0pF max.
- Reverse recovery time : t_{rr} = 4.0ns max.
- Meets the requirements for high-speed automatic mounter (DO-34 package).

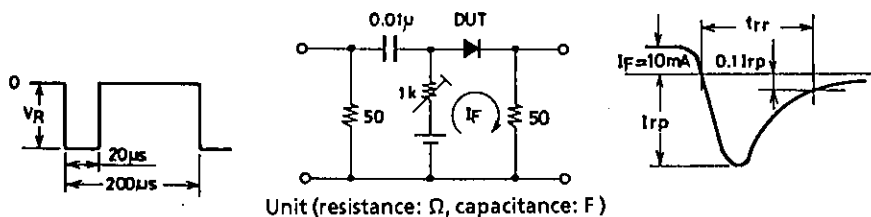
Absolute Maximum Ratings at Ta = 25°C

		GMB01	GMB01U	unit
Peak Reverse Voltage	V_{RM}	-60	-105	V
Reverse Voltage	V_R	-55	-100	V
Peak Forward Current	I_{FM}	→	360	mA
Average Rectified Current	I_O	→	120	mA
Surge Forward Current	I_{FSM} 1 s pulse	→	600	mA
Allowable Power Dissipation	P	→	250	mW
Junction Temperature	T_j	→	175	°C
Storage Temperature	T_{stg}	→	-65 to +175	°C

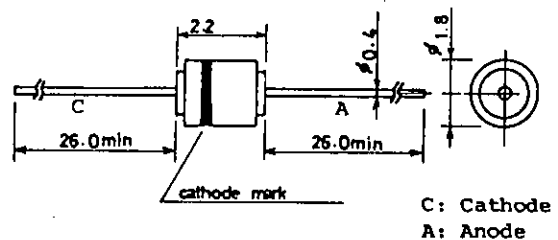
Electrical Characteristics at Ta = 25°C

			min	typ	max	unit
Forward Voltage	V_{F1}	$I_F = 1.5mA$	0.55		0.68	V
		$I_F = 100mA$			1.2	V
Reverse Current	I_R	$V_R = -55V$ (GMB01)			-0.5	μA
		$V_R = -75V$ (GMB01U)			-0.5	μA
		$V_R = -100V$ (GMB01U)			-5	μA
		$V_R = 0V, f = 1MHz$			3.0	pF
Interterminal Capacitance	c	$V_R = 0V, f = 1MHz$			3.0	pF
Reverse Recovery Time	t_{rr}	$V_R = -6V, I_F = 10mA, R_L = 50\Omega$			4.0	ns

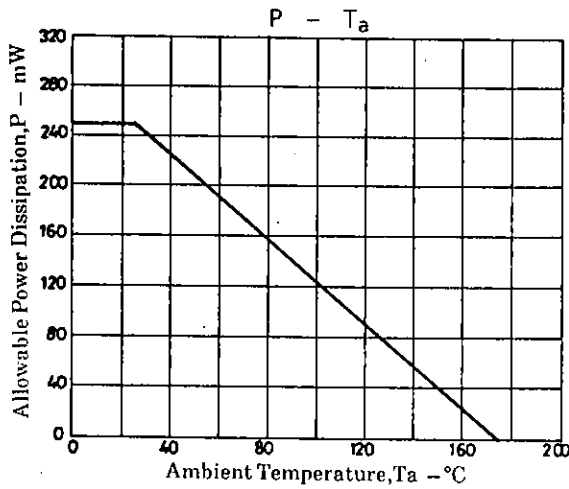
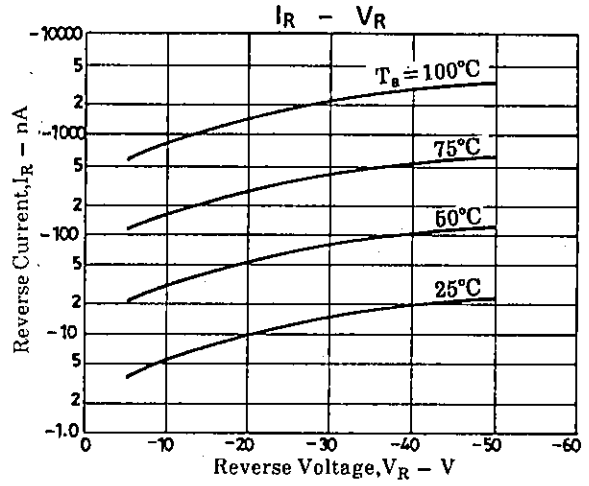
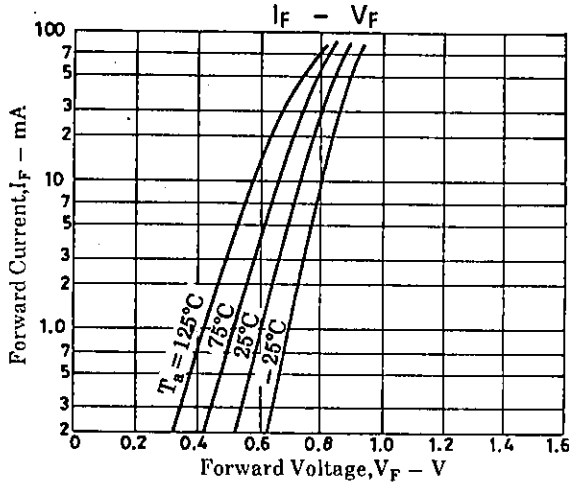
Reverse Recovery Time Test Circuit



Package Dimensions 1215
(unit: mm)



GMB01,01U



- No products described or contained herein are intended for use in surgical implants, life-support systems, aerospace equipment, nuclear power control systems, vehicles, disaster/crime-prevention equipment and the like, the failure of which may directly or indirectly cause injury, death or property loss.
- Anyone purchasing any products described or contained herein for an above-mentioned use shall:
 - ① Accept full responsibility and indemnify and defend SANYO ELECTRIC CO., LTD., its affiliates, subsidiaries and distributors and all their officers and employees, jointly and severally, against any and all claims and litigation and all damages, cost and expenses associated with such use:
 - ② Not impose any responsibility for any fault or negligence which may be cited in any such claim or litigation on SANYO ELECTRIC CO., LTD., its affiliates, subsidiaries and distributors or any of their officers and employees jointly or severally.
- Information (including circuit diagrams and circuit parameters) herein is for example only; it is not guaranteed for volume production. SANYO believes information herein is accurate and reliable, but no guarantees are made or implied regarding its use or any infringements of intellectual property rights or other rights of third parties.