



# SB16-04LHP

Schottky Barrier Diode

## Rectifier

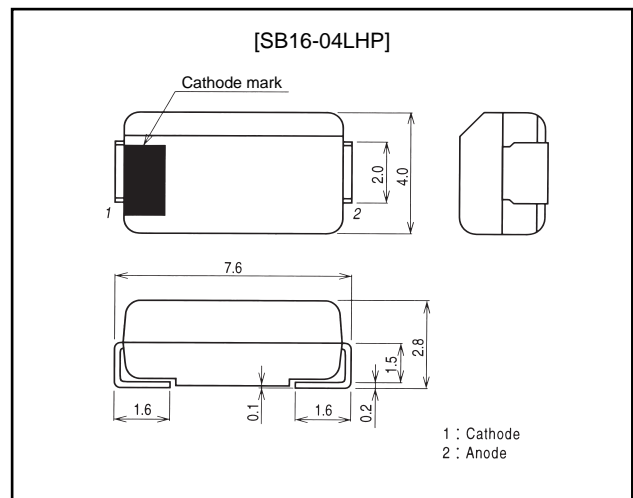
### Features

- Meets the requirements for automatic mounter and permits SB16-04LHP-applied sets to be made compact.
- Low forward voltage ( $V_F$  max = 0.55 V).
- Average rectified current :  $I_o = 1.6$  A.

### Package Dimensions

unit: mm

1275



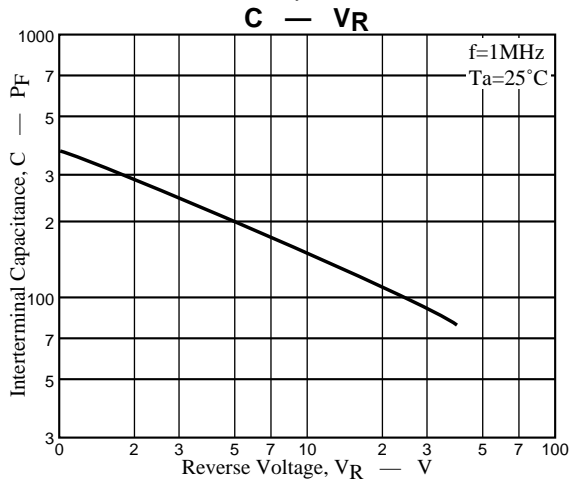
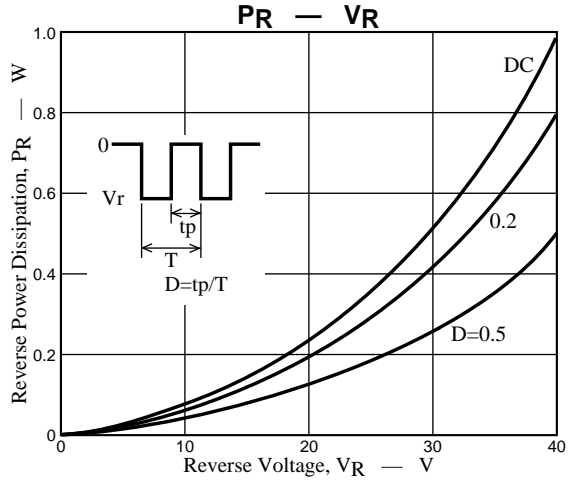
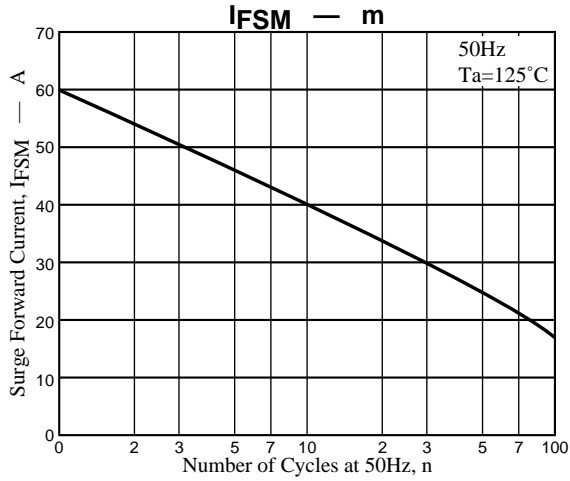
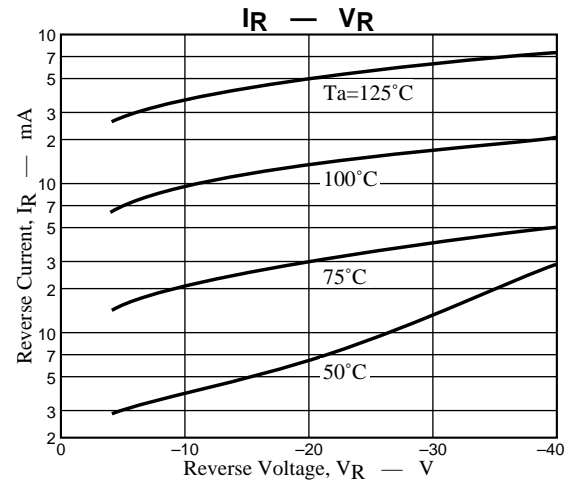
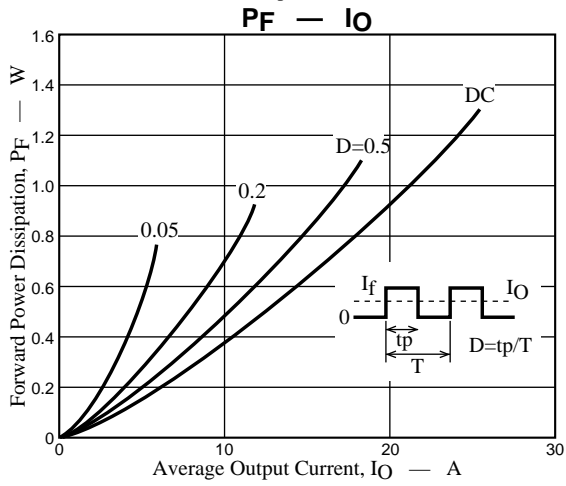
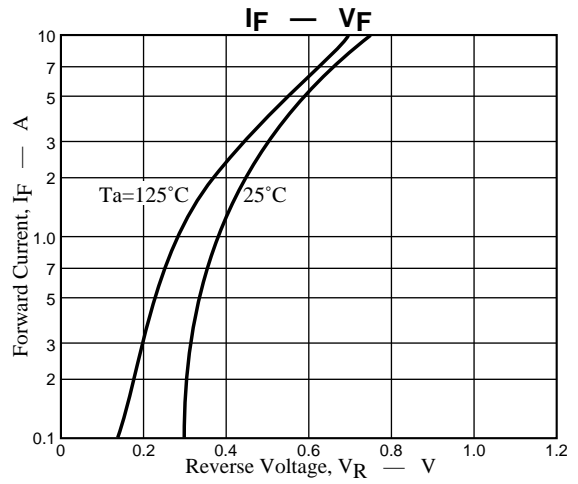
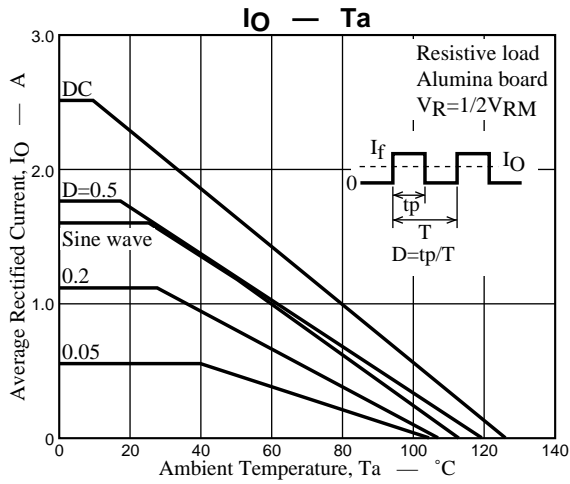
### Absolute Maximum Ratings at $T_a = 25\text{ }^\circ\text{C}$

Parameter	Symbol	Conditions	Ratings	Unit
Peak Reverse Voltage	$V_{RM}$		40	V
Non-repetitive Peak Reveres Surge Voltage	$V_{RSM}$		45	V
Average Rectified Current	$I_o$	50 Hz sine wave, mounted on an alumina board	1.6	A
		Load resistor, mounted on a PCB	1.3	A
Surge Current	$I_{FSM}$	50 Hz sine wave, nonrepetitive, 1 cycle peak value	60	A
Junction Temperature	$T_j$		125	$^\circ\text{C}$
Storage Temperature	$T_{stg}$		-55 to +125	$^\circ\text{C}$

### Electrical Characteristics $T_a = 25\text{ }^\circ\text{C}$

Parameter	Symbol	Conditions	Ratings			Unit
			min	typ	max	
Forward Voltage	$V_F$	$I_F=1.6$ A			0.55	V
Reverse Current	$I_R$	$V_R=V_{RM}$			2.5	mA
Interterminal Capacitance	C	$V_R=10$ V, $f=1$ MHz		150		pF
Thermal Resistance	$\theta_{j-l}$	Junction-Lead			24	$^\circ\text{C/W}$
	$\theta_{j-a}$	Junction-Ambient Mounted on an alumina board			90	$^\circ\text{C/W}$
		Mounted on a PCB			120	$^\circ\text{C/W}$

# SB16-04LHP



- No products described or contained herein are intended for use in surgical implants, life-support systems, aerospace equipment, nuclear power control systems, vehicles, disaster/crime-prevention equipment and the like, the failure of which may directly or indirectly cause injury, death or property loss.
- Anyone purchasing any products described or contained herein for an above-mentioned use shall:
  - ① Accept full responsibility and indemnify and defend SANYO ELECTRIC CO., LTD., its affiliates, subsidiaries and distributors and all their officers and employees, jointly and severally, against any and all claims and litigation and all damages, cost and expenses associated with such use:
  - ② Not impose any responsibility for any fault or negligence which may be cited in any such claim or litigation on SANYO ELECTRIC CO., LTD., its affiliates, subsidiaries and distributors or any of their officers and employees jointly or severally.
- Information (including circuit diagrams and circuit parameters) herein is for example only; it is not guaranteed for volume production. SANYO believes information herein is accurate and reliable, but no guarantees are made or implied regarding its use or any infringements of intellectual property rights or other rights of third parties.

This catalog provides information as of May, 1997. Specifications and information herein are subject to change without notice.