



**DWA010**

**Ultrahigh-Speed Switching Diode**

**Features**

- Ideally suited for use in hybrid ICs because of ultrasmall package.
- High switching speed.
- Small interterminal capacitance.

**Absolute Maximum Ratings** at Ta=25°C

			unit
Peak Reverse Voltage	V <sub>RM</sub>	85	V
Reverse Voltage	V <sub>R</sub>	80	V
Peak Forward Current	I <sub>FM</sub>	300	mA
	I <sub>FM</sub> *	450	mA
Average Rectified Current	I <sub>o</sub>	100	mA
	I <sub>o</sub> *	150	mA
Surge Forward Current	I <sub>FSM</sub> 1μs	4	A
	I <sub>FSM</sub> *	6	A
Allowable Power Dissipation	P	200	mW
Junction Temperature	T <sub>j</sub>	125	°C
Storage Temperature	T <sub>stg</sub>	-55 to +125	°C

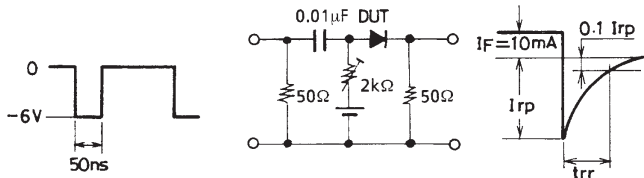
\* : Total value

**Electrical Characteristics** at Ta=25°C

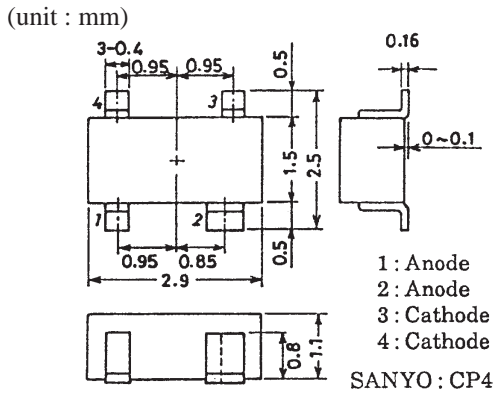
			min	typ	max	unit
Forward Voltage	V <sub>F1</sub>	I <sub>F</sub> =1mA		0.61		V
	V <sub>F2</sub>	I <sub>F</sub> =10mA		0.74		V
	V <sub>F3</sub>	I <sub>F</sub> =100mA			1.20	V
Reverse Current	I <sub>R1</sub>	V <sub>R</sub> =30V			0.1	μA
	I <sub>R2</sub>	V <sub>R</sub> =80V			0.5	μA
Interterminal Capacitance	C	V <sub>R</sub> =0V, f=1MHz			2.0	pF
Reverse Recovery Time	t <sub>rr</sub>	I <sub>F</sub> =10mA, V <sub>R</sub> =6V, R <sub>L</sub> =50Ω, I <sub>rr</sub> =0.1I <sub>rp</sub>			4.0	ns

Marking : W8

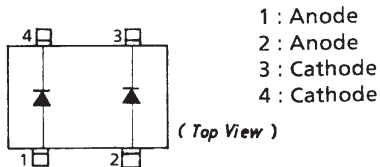
**Reverse Recovery Time Test Circuit**

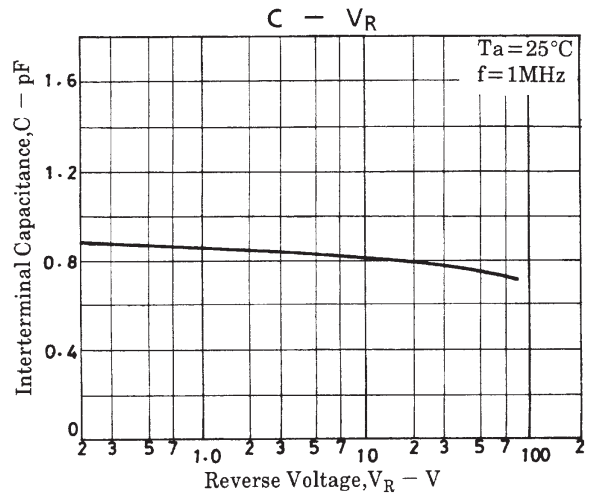
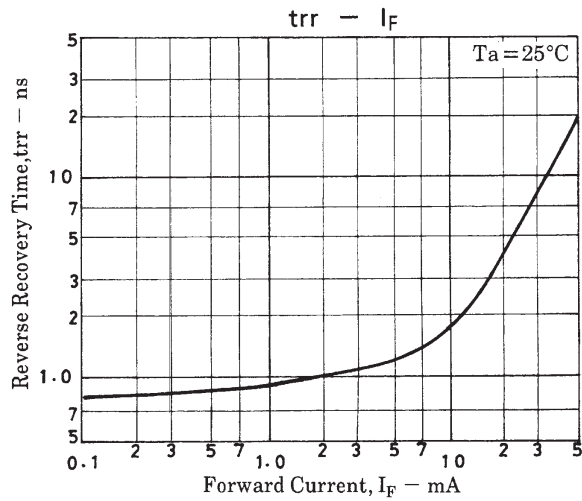
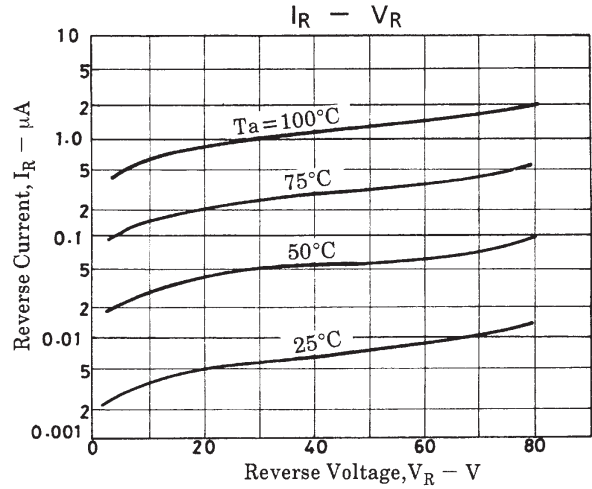
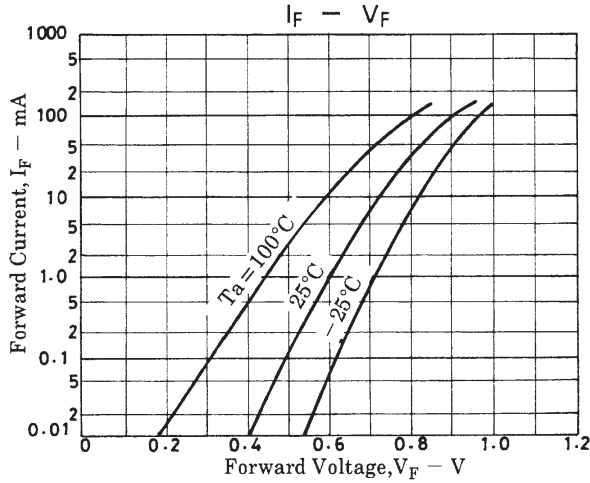


**Package Dimensions** 1164A



**Electrical Connection**





■ No products described or contained herein are intended for use in surgical implants, life-support systems, aerospace equipment, nuclear power control systems, vehicles, disaster/crime-prevention equipment and the like, the failure of which may directly or indirectly cause injury, death or property loss.

■ Anyone purchasing any products described or contained herein for an above-mentioned use shall:

- ① Accept full responsibility and indemnify and defend SANYO ELECTRIC CO., LTD., its affiliates, subsidiaries and distributors and all their officers and employees, jointly and severally, against any and all claims and litigation and all damages, cost and expenses associated with such use:
- ② Not impose any responsibility for any fault or negligence which may be cited in any such claim or litigation on SANYO ELECTRIC CO., LTD., its affiliates, subsidiaries and distributors or any of their officers and employees jointly or severally.

■ Information (including circuit diagrams and circuit parameters) herein is for example only; it is not guaranteed for volume production. SANYO believes information herein is accurate and reliable, but no guarantees are made or implied regarding its use or any infringements of intellectual property rights or other rights of third parties.

This catalog provides information as of August, 1997. Specifications and information herein are subject to change without notice.