



SVC341

Diffused Junction Type Silicon Diode Varactor Diode for Receiver Electronic Tuning Use

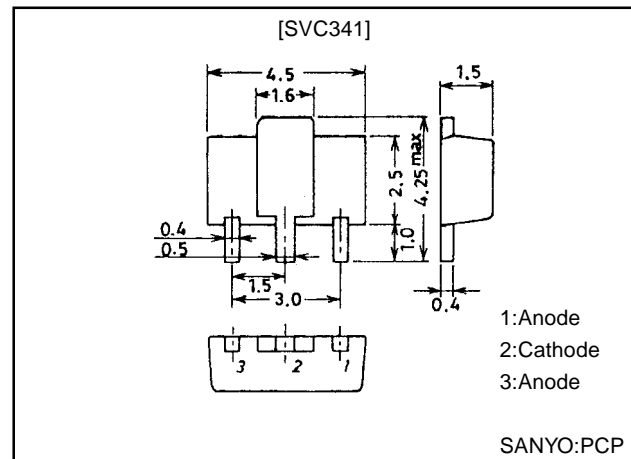
Features

- Twin type varactor diode for low-voltage AM electronic tuning use.
- High capacitance ratio.
- Excellent linearity of C-V characteristic.
- High Q
- Ultrasmall package making it possible to make SVC341-applied sets smaller and slimmer.
- Possible to offer the SVC341 devices in a tape reel packaging, which facilitates automatic mounting.

Package Dimensions

unit:mm

1222A



Specifications

Absolute Maximum Ratings at Ta = 25°C

Parameter	Symbol	Conditions	Ratings	Unit
Reverse Voltage	V_R		16	V
Junction Temperature	T_J		100	°C
Storage Temperature	T_{stg}		-55 to +100	°C

Electrical Characteristics at Ta = 25°C

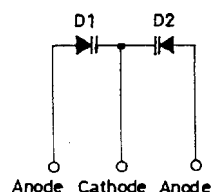
Parameter	Symbol	Conditions	Ratings			Unit
			min	typ	max	
Breakdown Voltage	$V_{(BR)R}$	$I_R=10\mu A$	16			V
Reverse Current	I_R	$V_R=9V$			100	nA
Interterminal Capacitance*	C_{1V}	$V_R=1V, f=1MHz$	423.0		503.0	pF
	C_{6V}	$V_R=6V, f=1MHz$	46.0		61.0	pF
	C_{9V}	$V_R=9V, f=1MHz$	17.5		23.5	pF
Quality Factor	Q	$V_R=1V, f=1MHz$	200			
Capacitance Ratio	CR	C_{1V}/C_{9V}	19.5			
Matching Tolerance	ΔC_m	$(C_{max}-C_{min})/C_{min}$ (Between D1 to D2) $V_R=1V$ to $9V$			0.02	

Note)*:The value of interterminal capacitance represent the average of measurements for tow elements.

Note)*:The SVC341 is classified by C_{1V} as follows:

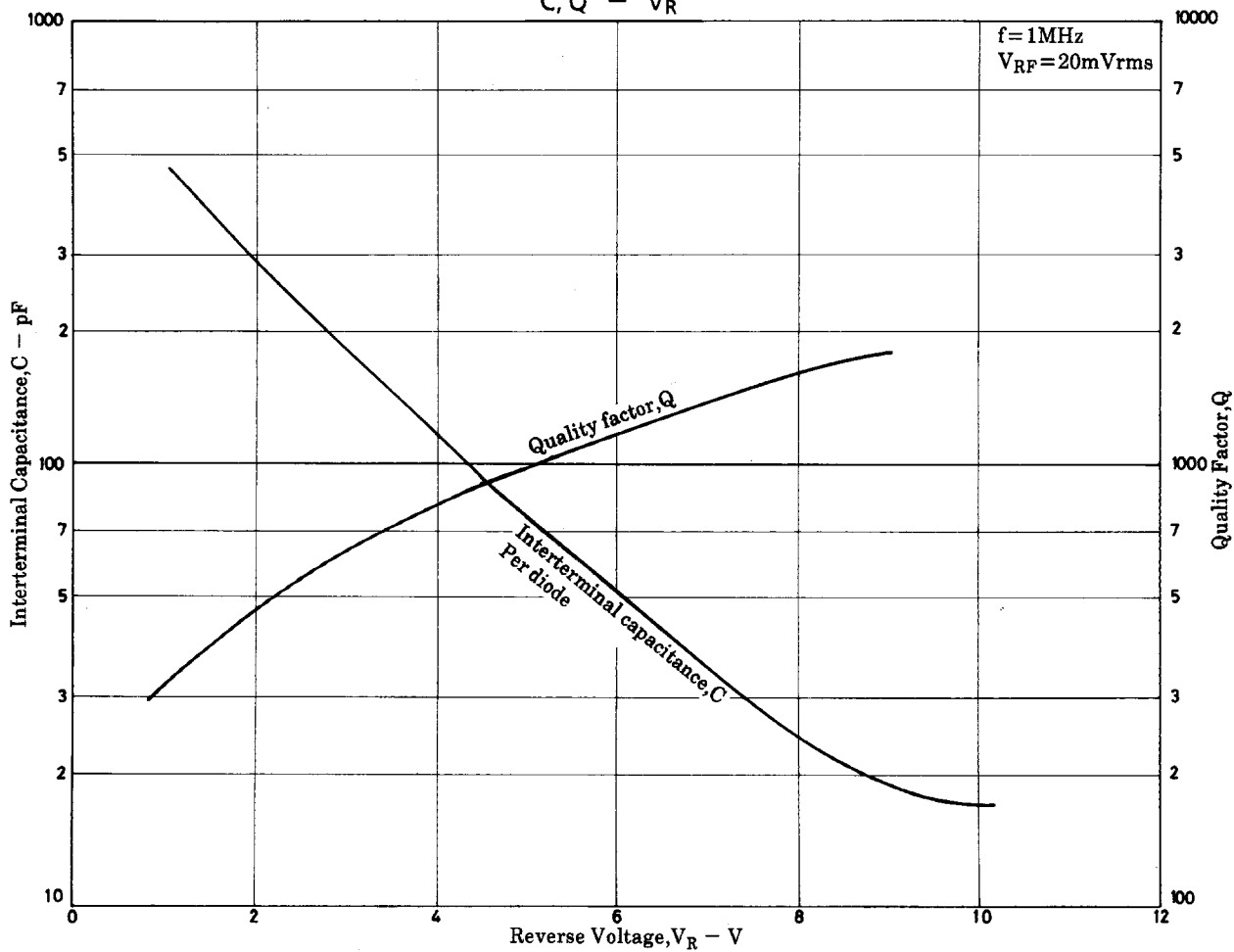
Rank	C_{1V} (pF)
K	423.0 to 455.0
L	445.0 to 478.0
M	468.0 to 503.0

Electrical Connection

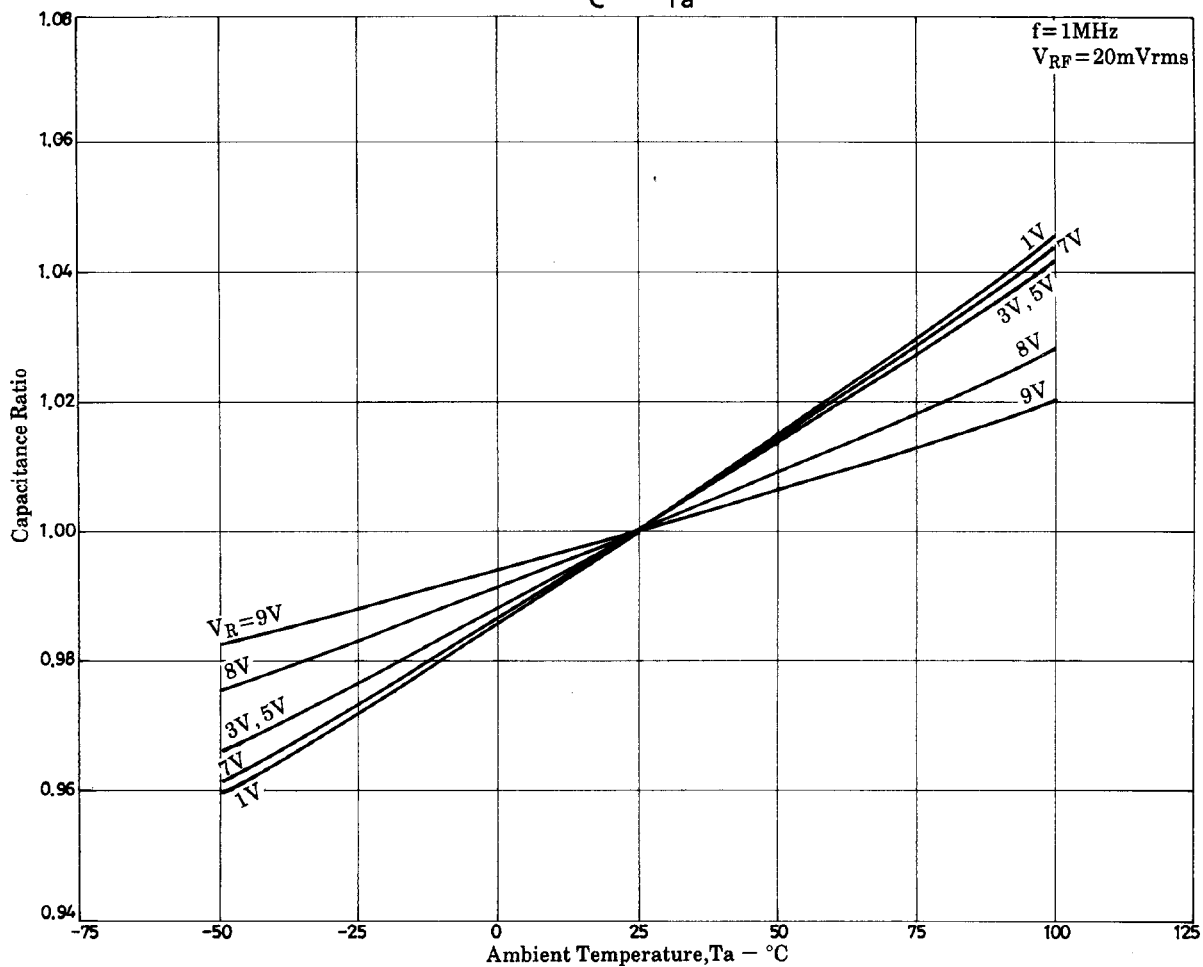


SVC341

C, Q - V_R



C - T_a



- No products described or contained herein are intended for use in surgical implants, life-support systems, aerospace equipment, nuclear power control systems, vehicles, disaster/crime-prevention equipment and the like, the failure of which may directly or indirectly cause injury, death or property loss.
- Anyone purchasing any products described or contained herein for an above-mentioned use shall:
 - ① Accept full responsibility and indemnify and defend SANYO ELECTRIC CO., LTD., its affiliates, subsidiaries and distributors and all their officers and employees, jointly and severally, against any and all claims and litigation and all damages, cost and expenses associated with such use:
 - ② Not impose any responsibility for any fault or negligence which may be cited in any such claim or litigation on SANYO ELECTRIC CO., LTD., its affiliates, subsidiaries and distributors or any of their officers and employees jointly or severally.
- Information (including circuit diagrams and circuit parameters) herein is for example only; it is not guaranteed for volume production. SANYO believes information herein is accurate and reliable, but no guarantees are made or implied regarding its use or any infringements of intellectual property rights or other rights of third parties.

This catalog provides information as of March, 1998. Specifications and information herein are subject to change without notice.