

SANYO

No.1643B

LA7824

Monolithic Linear IC

Color CRT Display Synchronization,
Deflection Circuit

The LA7824 is an IC that has a wide vertical pull-in range of 20Hz and contains a generator of horizontal, vertical blanking pulses as well as the main functions required to provide synchronization and deflection in color CRT displays and also accepts TTL input. It is a multifunctional IC aiming at high-quality picture reproduction.

Functions

- . Sync separation
- . Vertical oscillation
- . Vertical drive
- . Horizontal AFC
- . Horizontal oscillation
- . X-ray protection
- . Composite blanking pulse (vertical + horizontal blanking pulse)
- . Vertical blanking pulse (Vertical blanking pulse only can be taken out.)

Features

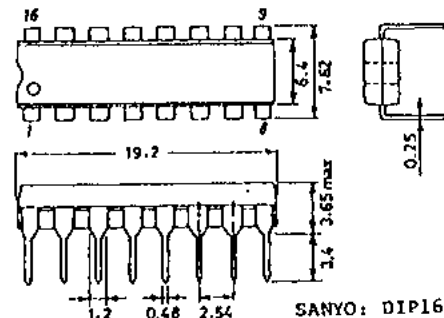
- . Nonadjusting at vertical sync 50Hz/60Hz due to vertical pull-in range of 20Hz.
- . Horizontal and vertical oscillations are stable against variations in ambient temperature and supply voltage due to small warm-up drift.
- . Small variation in horizontal oscillation frequency.
- . Good linearity and interlace because DC bias at vertical output stage is subjected to sampling control within retrace time.
- . Any vertical blanking pulse width can be set by peripheral parts.
- . The AFC defeat function is eliminated during vertical trigger period to use the LA7824 as horizontal/vertical sync separate input type only.
- . Multifunctional and small-sized (DIP-16)

Maximum Ratings at Ta=25°C

			unit
Maximum Supply Voltage	V _{CC13}	14	V
Maximum Current Dissipation	I _{CC16}	16	mA
Allowable Power Dissipation	P _{dmax}	570	mW
Operating Temperature	T _{opg}	-20 to +85	°C
Storage Temperature	T _{stg}	-55 to +125	°C

Operating Conditions at Ta=25°C

			unit
Recommended Supply Voltage	V _{CC13}	12	V
Recommended Current Dissipation	I _{CC16}	13	mA

Case Outline 3006B-D16IC
(unit:mm)

Information furnished by SANYO is believed to be accurate and reliable. However, no responsibility is assumed by SANYO for its use; nor for any infringements of patents or other rights of third parties which may result from its use, and no license is granted by implication or otherwise under any patent or patent rights of SANYO.

Specifications and information herein are subject to change without notice.

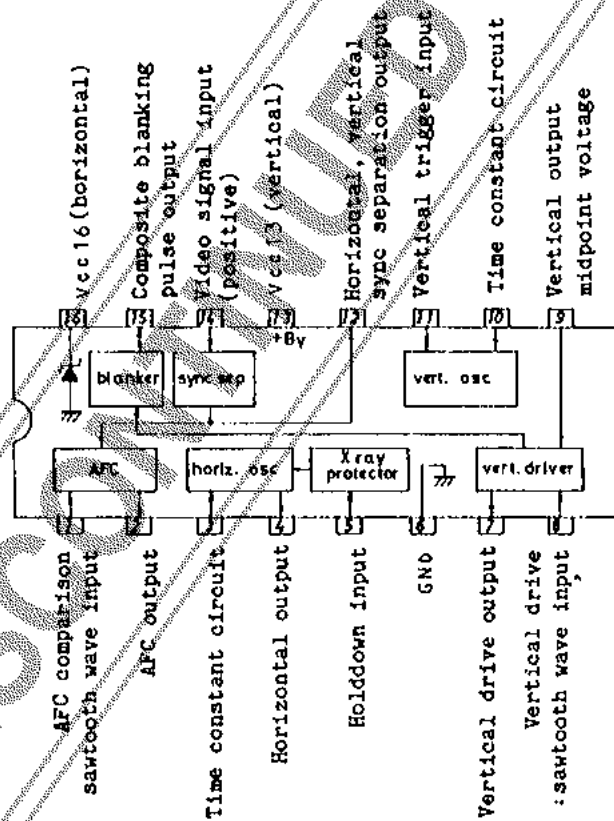
SANYO Electric Co., Ltd. Semiconductor Overseas Marketing Div.
 Natsume Bldg., 18-6, 2-chome, Yushima, Bunkyo-ku, TOKYO 113 JAPAN

8215KI/4195MW, TS No. 1643-1/3

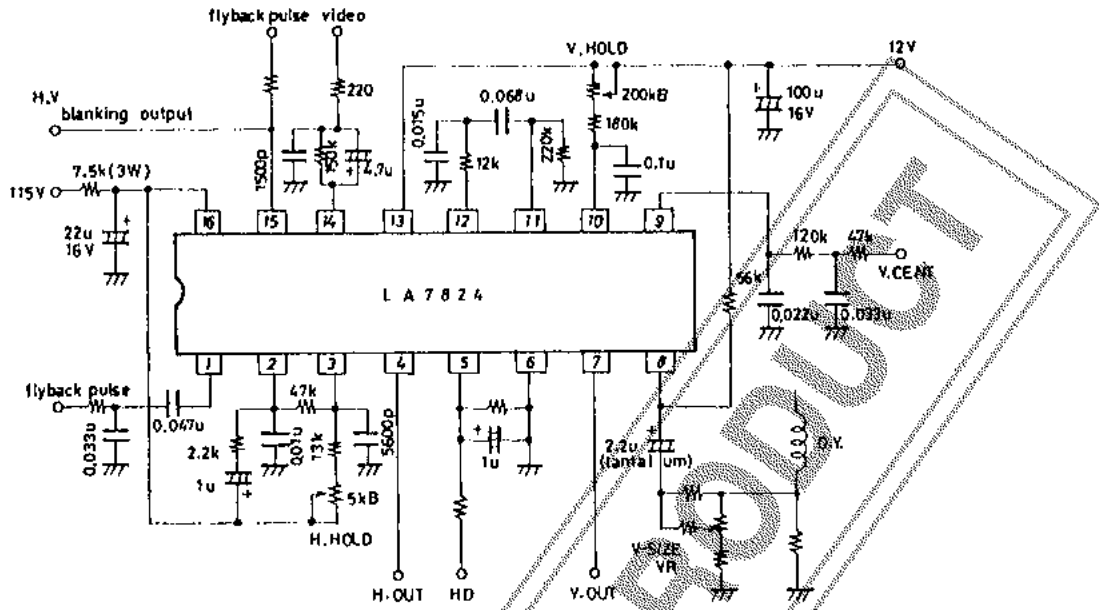
LA7824

Operating Characteristics at Ta=25°C, V _{CC13} =12V, I _{CC16} =13mA		min	typ	max	unit
V _{CC13} Current Dissipation	I _{CC13}	14.7		22.2	mA
V _{CC16} Supply Voltage	V _{CC16}	11.8		13.2	V
Vertical Frequency Pull-in Range	Vertical sync 60Hz	19.0		23.0	Hz
Vertical Free-Running Frequency	f _V center 55Hz	50		60	Hz
Supply Voltage Dependence of Vertical Frequency	V _{I3} =12±1V, 55Hz at 12V	-0.5		0.5	Hz
Temperature Characteristic of Vertical Frequency	Ta=-10 to +60°C	-0.028		0.028	Hz/°C
Vertical Driver Amplification Factor		12		17	dB
Horizontal Free-Running Frequency	f _H center 15.734kHz	-750		750	Hz
Reduced Voltage Characteristic of Horizontal Frequency	V _Z -V _Z x90%	-50		50	Hz
Temperature Characteristic of Horizontal Frequency	Ta=-10 to +60°C (IC alone)	-3.4		3.4	Hz/°C
Horizontal Output Pulse Width	f _H =15.734kHz	21.5		26.5	us
Horizontal Output Drive Current		6.6		10.0	mA

Equivalent Circuit and Block Diagram



Sample Application Circuit 1
(Composite video signal input mode)



Sample Application Circuit 2
(TTL input mode)

