



SANYO SEMICONDUCTOR

STK-0060II

STK-0060II - Thick Film Hybrid Integrated Circuit
Output Stage of 60W min.AF Power Amplifier (DPP)

Features

- . IMST system
- . Dual power supply
- . Darlington pure complementary circuit
- . This same pin assignment and pin interval lead to standardize a printed board.
- . Metal substrate used IMST^C makes good thermal stability.
- . Able to design freely previous section of power amplifier. This leads tone control designing.

Maximum Ratings at Ta=25°C

Maximum Supply Voltage	VCCmax	±55 V
Thermal Resistance	θ_{j-c} ideal state	1.3 °C/W
Collector Current	IC	8 A
Junction Temperature	Tj	150 °C
Storage Temperature	Tstg	-30 to +105 °C
Allowable Load Shorting Time	ts	VCC=±41V*, RL=8 ohm, Po=60W, f=50Hz 1 sec

*:Use an appointed transformer

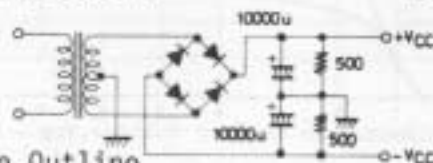
Recommended Operation Condition at Ta=25°C

Recommended Supply Voltage	VCC	±41 V
Load Resistance	RL	8 ohm

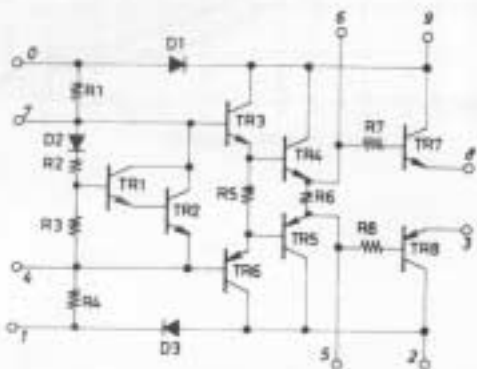
Operation Characteristics at Ta=25°C, VCC=±39V, RL=8 ohm, Rg=600 ohm, VG=36.7dB at the appointed test circuit

		min	typ	max	unit
Quiescent Current	ICCO VCC=±48V	20	40	70	mA
Output Power	Po THD=0.01%, f=20 to 20k Hz	60			W
Total Harmonic Distortion	THD1 Po=60W, f=20 to 20k Hz	0.005	0.01		%
"	THD2 Po=1W, f=20 to 20k Hz		0.01		%
Power Band Width	PBW Po=30W, f=50k Hz	0.05			%

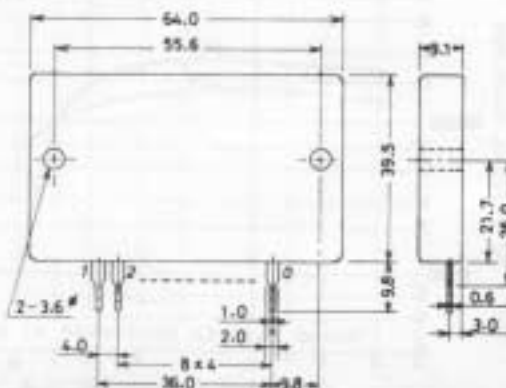
The appointed transformer



Equivalent Circuit



Case Outline
(unit:mm)
[S006]



Application: 60W AF Power Amplifier using STK-0060II as an output stage

