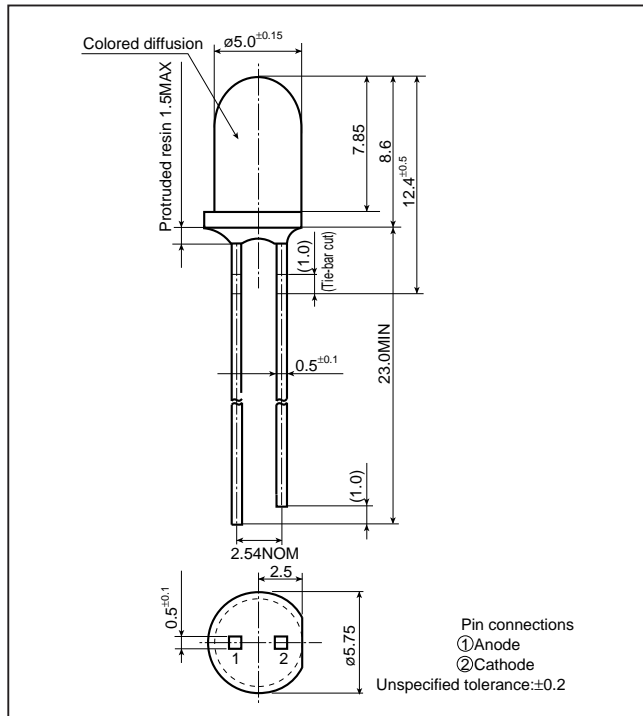


GL5□□8 series

ø5mm(T-1 3/4), Cylinder Type, Colored Diffusion LED Lamps for Indicator

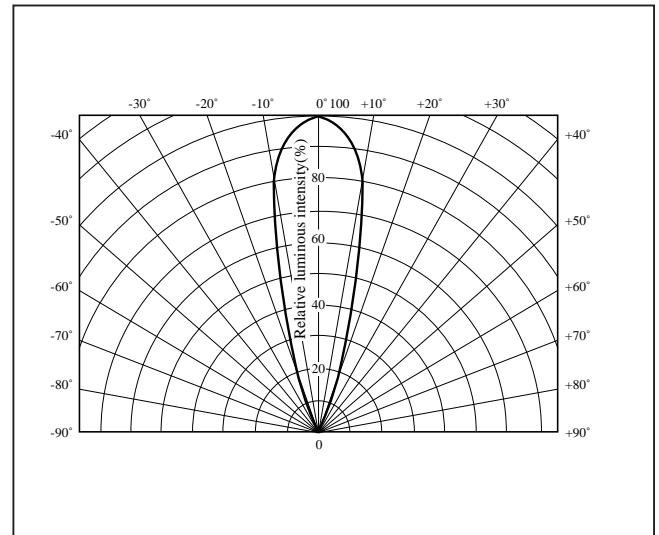
Outline Dimensions

(Unit : mm)



Radiation Diagram

(Ta=25°C)



Absolute Maximum Ratings

(Ta=25°C)

| Model No. | Radiation color | Radiation material | Power dissipation P (mW) | Forward current I _F (mA) | Peak forward current I _{FM} ^{*1} (mA) | Derating factor (mA/°C) | | Reverse voltage V _R (V) | Operating temperature T _{opr} (°C) | Storage temperature T _{stg} (°C) | Soldering temperature T _{sol} ^{*2} (°C) |
|-----------|-----------------|--------------------|--------------------------------|---|---|----------------------------|-------|--|---|---|---|
| | | | | | | DC | Pulse | | | | |
| GL5PR8 | Red | GaP | 23 | 10 | 50 | 0.13 | 0.67 | 5 | -25 to +85 | -25 to +100 | 260 |
| GL5HD8 | Red | GaAsP on GAP | 84 | 30 | 50 | 0.40 | 0.67 | 5 | -25 to +85 | -25 to +100 | 260 |
| GL5HS8 | Sunset orange | GaAsP on GAP | 84 | 30 | 50 | 0.40 | 0.67 | 5 | -25 to +85 | -25 to +100 | 260 |
| GL5HY8 | Yellow | GaAsP on GAP | 84 | 30 | 50 | 0.40 | 0.67 | 5 | -25 to +85 | -25 to +100 | 260 |
| GL5EG8 | Yellow-green | GaP | 84 | 30 | 50 | 0.40 | 0.67 | 5 | -25 to +85 | -25 to +100 | 260 |
| GL5KG8 | Green | GaP | 84 | 30 | 50 | 0.40 | 0.67 | 5 | -25 to +85 | -25 to +100 | 260 |

*1 Duty ratio=1/10, Pulse width=0.1ms

*2 5s or less(At the position of 1.6mm or more from the bottom face of resin package)

Electro-optical Characteristics

(Ta=25°C)

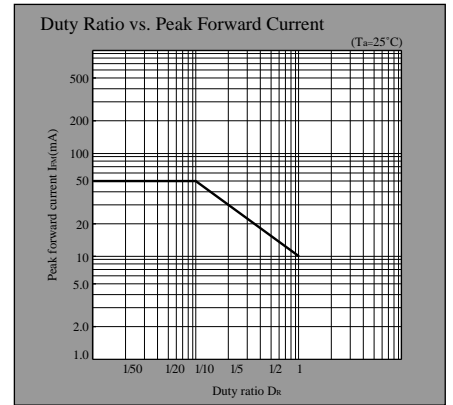
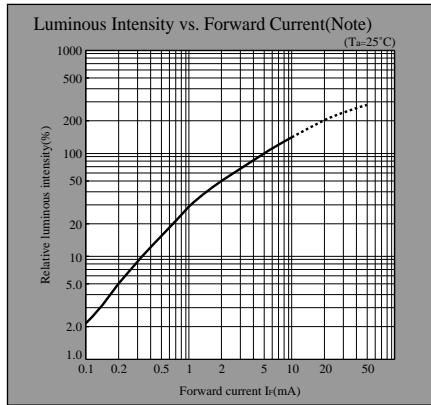
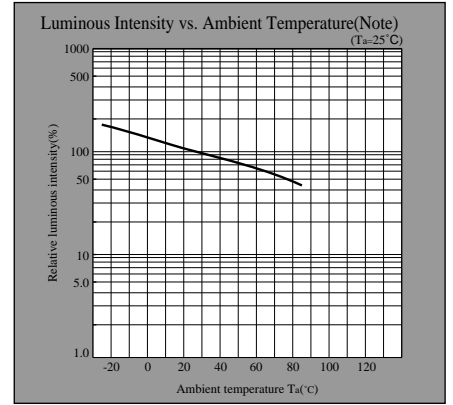
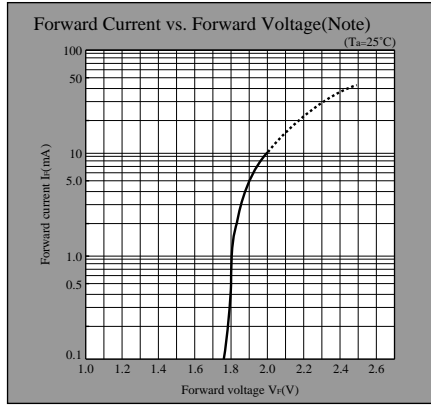
| Lens type | Model No. | Forward voltage V _F (V) | | Peak emission wavelength | | Luminous intensity | | Spectrum radiation bandwidth | | Reverse current | | Terminal capacitance | | Page for characteristics diagrams |
|-------------------|-----------|---------------------------------------|-----|----------------------------|------------------------|-----------------------------|------------------------|------------------------------|------------------------|----------------------------|-----------------------|----------------------------|-------|-----------------------------------|
| | | TYP | MAX | λ _p (nm) TYP | I _F (mA) | I _v (mcd) TYP | I _F (mA) | Δλ(nm) TYP | I _F (mA) | I _R (μA) MAX | V _R (V) | C _t (pF) TYP | (MHz) | |
| Colored diffusion | GL5PR8 | 1.9 | 2.3 | 695 | 5 | 15 | 5 | 100 | 5 | 10 | 4 | 55 | 1 | → |
| | GL5HD8 | 2.0 | 2.8 | 635 | 20 | 80 | 20 | 35 | 20 | 10 | 4 | 20 | 1 | → |
| | GL5HS8 | 2.0 | 2.8 | 610 | 20 | 80 | 20 | 35 | 20 | 10 | 4 | 15 | 1 | → |
| | GL5HY8 | 2.0 | 2.8 | 585 | 20 | 120 | 20 | 30 | 20 | 10 | 4 | 35 | 1 | → |
| | GL5EG8 | 2.1 | 2.8 | 565 | 20 | 150 | 20 | 30 | 20 | 10 | 4 | 35 | 1 | → |
| | GL5KG8 | 2.1 | 2.8 | 555 | 20 | 60 | 20 | 25 | 20 | 10 | 4 | 40 | 1 | → |

(Notice) • In the absence of confirmation by device specification sheets, SHARP takes no responsibility for any defects that may occur in equipment using any SHARP devices shown in catalogs, data books, etc. Contact SHARP in order to obtain the latest device specification sheets before using any SHARP device.

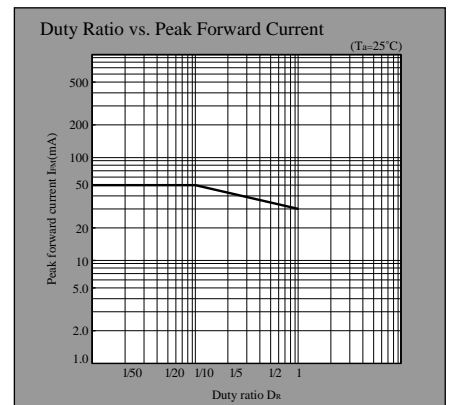
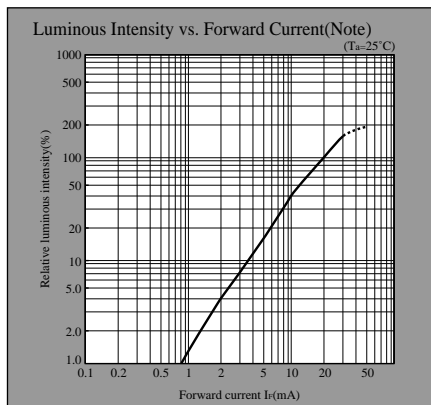
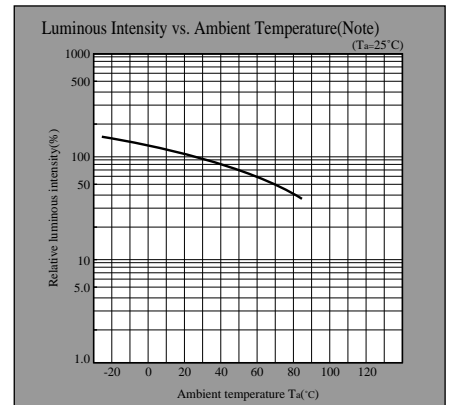
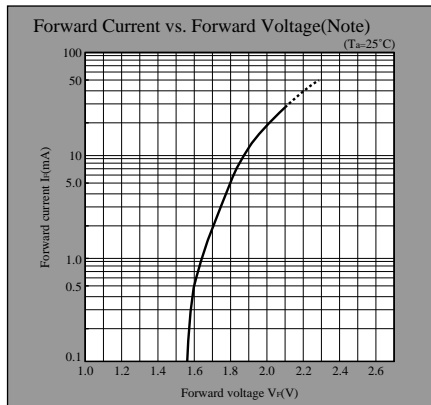
(Internet) • Data for sharp's optoelectronic/power device is provided for internet.(Address <http://www.sharp.co.jp/ecg/>)

LED Lamp Characteristics Diagrams

PR series



HD series

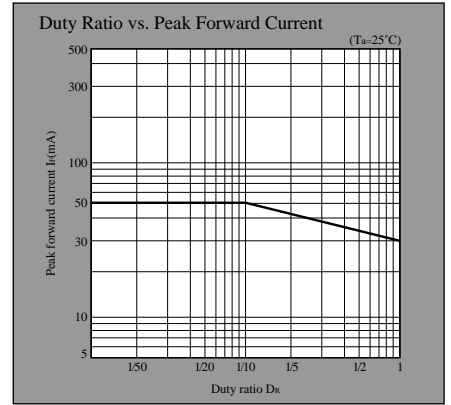
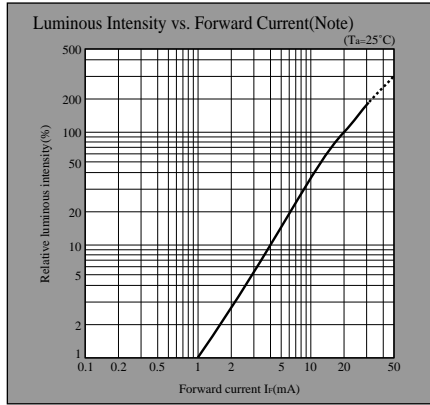
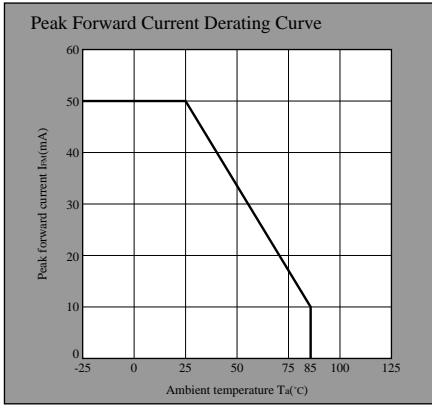
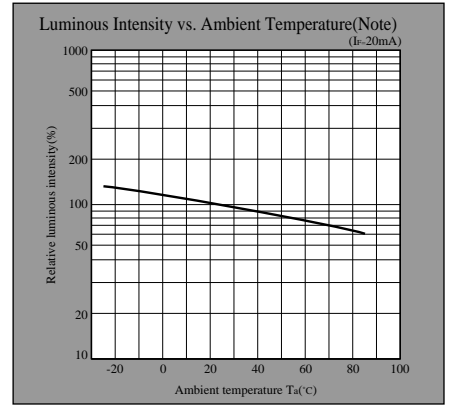


Note) Characteristics shown in diagrams are typical values. (not assurance value)

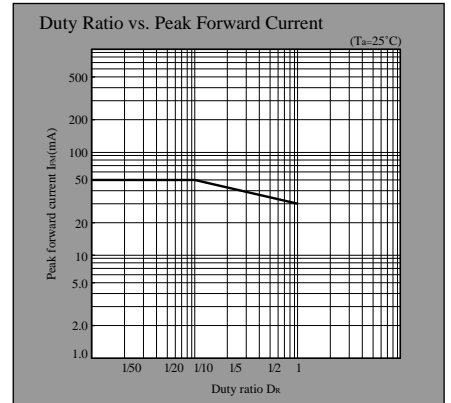
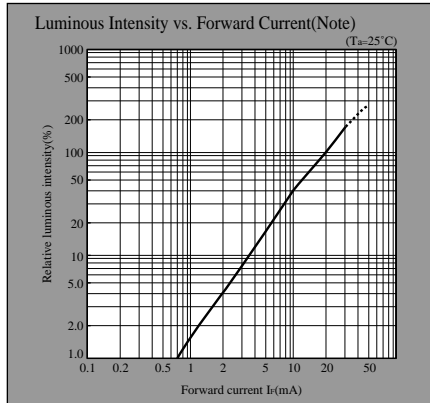
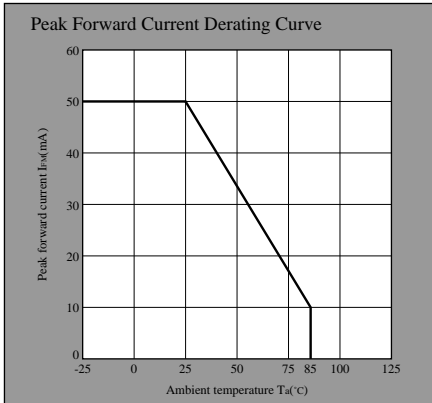
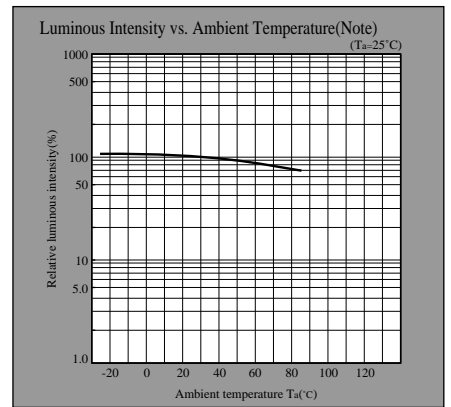
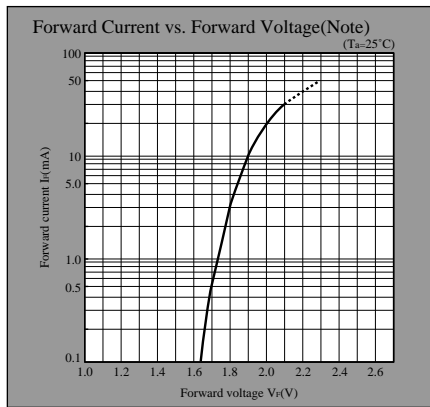
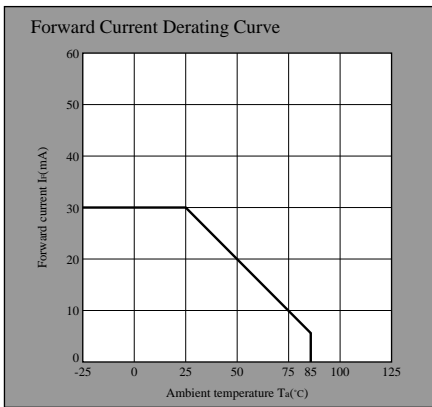
- (Notice) • In the absence of confirmation by device specification sheets, SHARP takes no responsibility for any defects that may occur in equipment using any SHARP devices shown in catalogs, data books, etc. Contact SHARP in order to obtain the latest device specification sheets before using any SHARP device.
 (Internet) • Data for sharp's optoelectronic/power device is provided for internet.(Address <http://www.sharp.co.jp/ecg/>)

LED Lamp Characteristics Diagrams

HS series



HY series

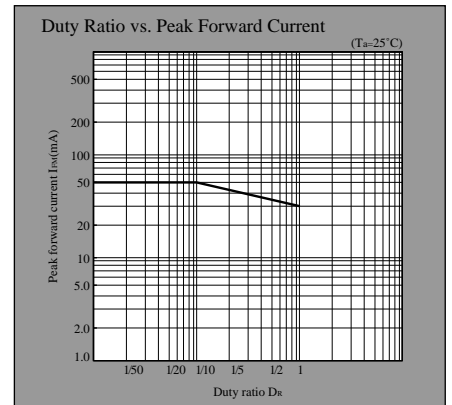
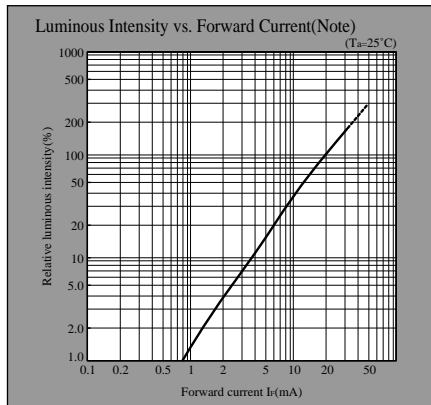
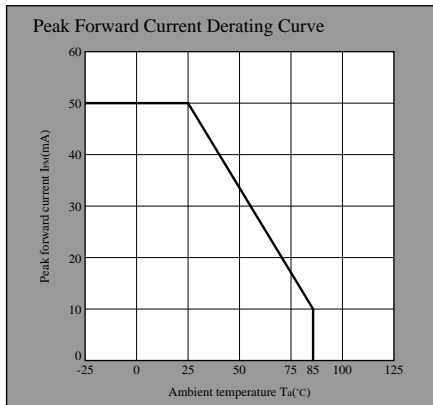
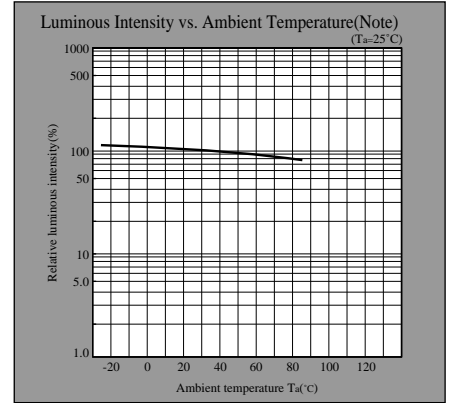
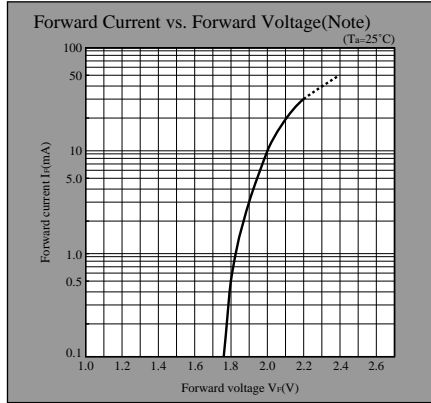
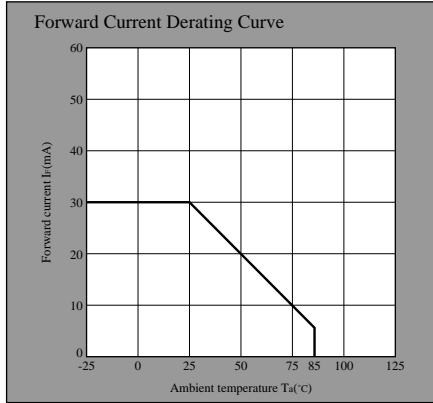


Note) Characteristics shown in diagrams are typical values. (not assurance value)

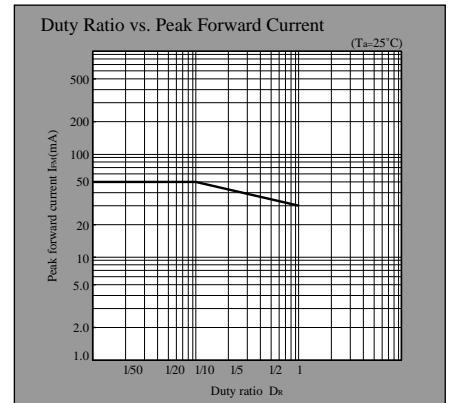
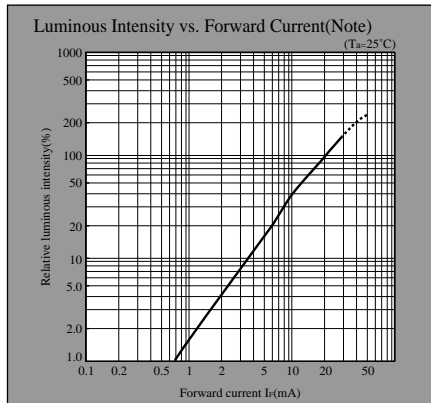
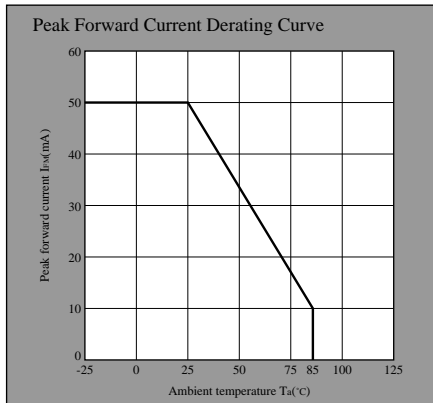
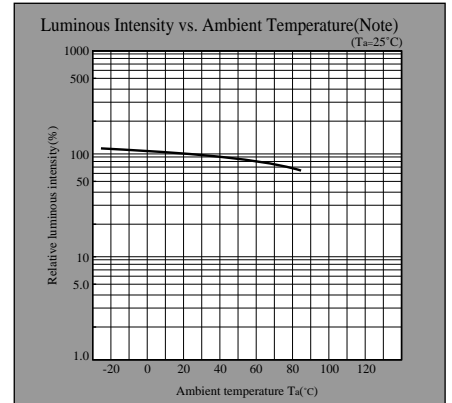
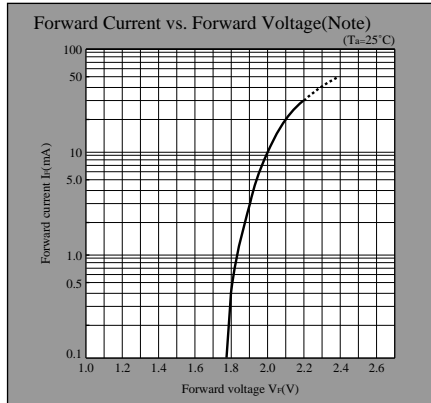
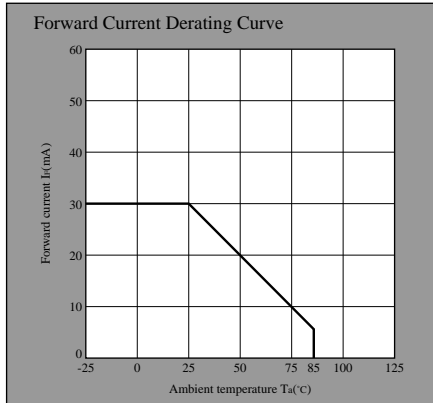
- (Notice) • In the absence of confirmation by device specification sheets, SHARP takes no responsibility for any defects that may occur in equipment using any SHARP devices shown in catalogs, data books, etc. Contact SHARP in order to obtain the latest device specification sheets before using any SHARP device.
- (Internet) • Data for sharp's optoelectronic/power device is provided for internet. (Address <http://www.sharp.co.jp/ecg/>)

LED Lamp Characteristics Diagrams

EG series



KG series



Note) Characteristics shown in diagrams are typical values. (not assurance value)

- (Notice) • In the absence of confirmation by device specification sheets, SHARP takes no responsibility for any defects that may occur in equipment using any SHARP devices shown in catalogs, data books, etc. Contact SHARP in order to obtain the latest device specification sheets before using any SHARP device.
- (Internet) • Data for sharp's optoelectronic/power device is provided for internet.(Address <http://www.sharp.co.jp/ecg/>)