

SHINDENGEN

HVX-2 Series Power MOSFET

N-Channel Enhancement type

2SK2665
(F3S90HVX2)

900V 3A

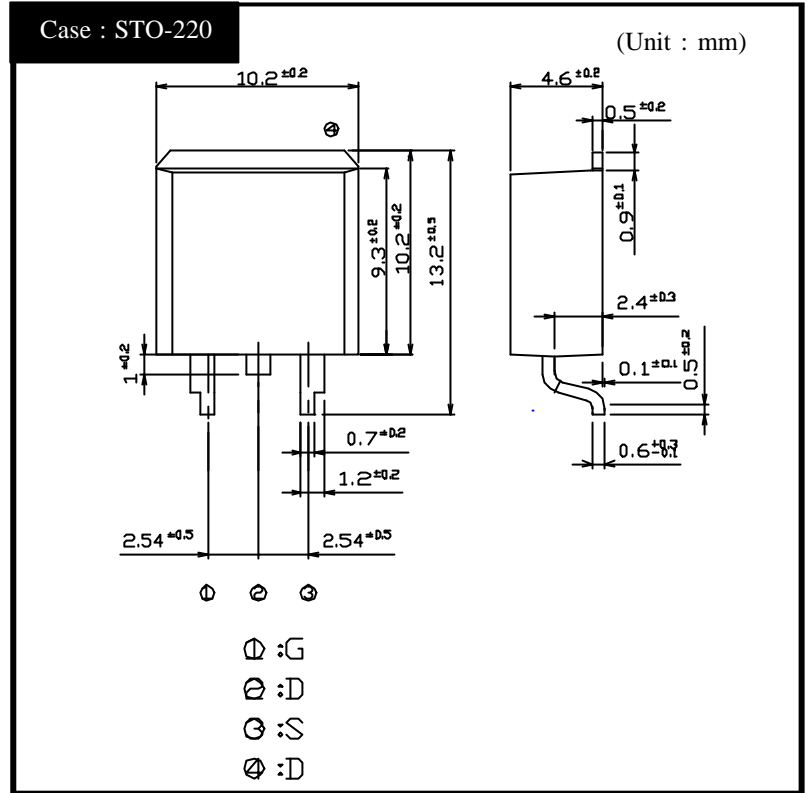
FEATURES

- Input capacitance (Ciss) is small.
Especially, input capacitance at 0 bias is small.
- The static Rds(on) is small.
- The switching time is fast.
- Avalanche resistance guaranteed.

APPLICATION

- Switching power supply of AC 240V input
- High voltage power supply
- Inverter

OUTLINE DIMENSIONS



RATINGS

Absolute Maximum Ratings (Tc = 25)

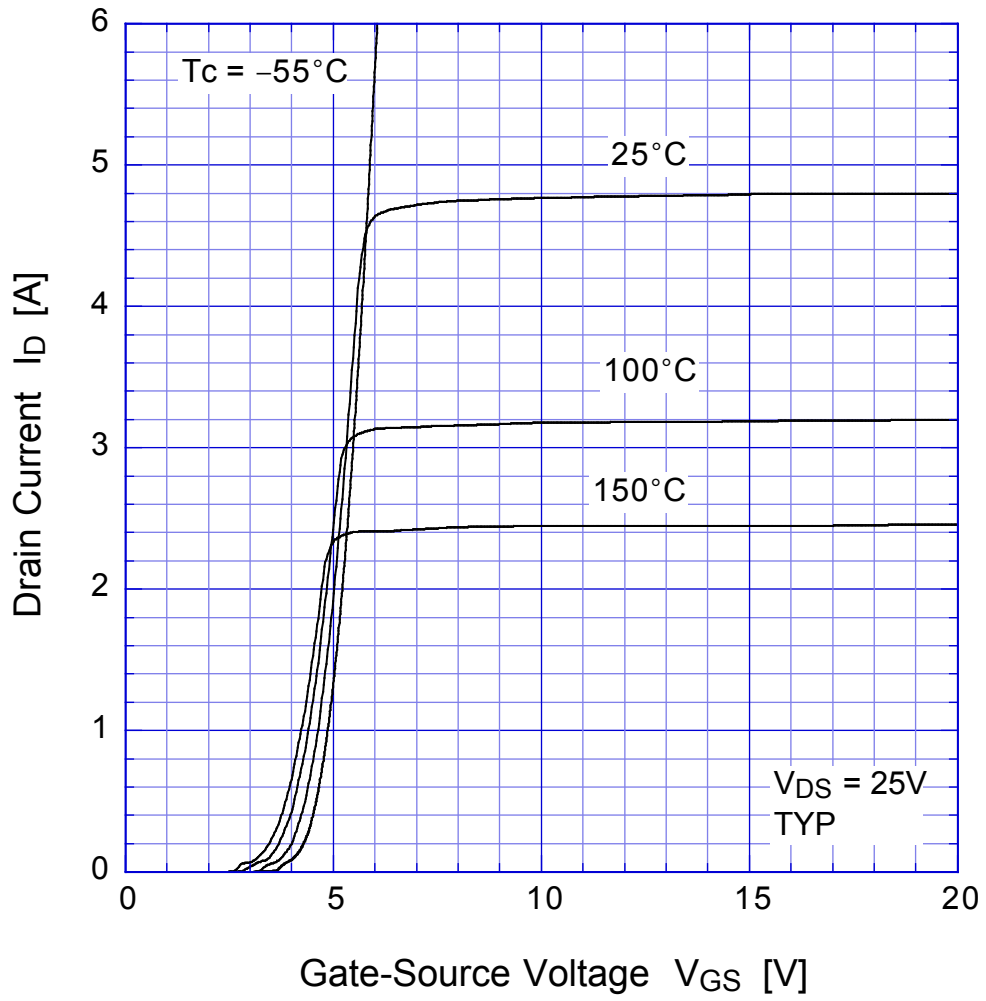
Item	Symbol	Conditions	Ratings	Unit
Storage Temperature	T _{stg}		-55 ~ 150	
Channel Temperature	T _{ch}		150	
Drain-Source Voltage	V _{DSS}		900	V
Gate-Source Voltage	V _{GSS}		± 30	
Continuous Drain Current (DC)	I _D		3	A
Continuous Drain Current (Peak)	I _{DP}	Pulse width 10 μs, Duty cycle 1/100	6	
Continuous Source Current (DC)	I _S		3	
Total Power Dissipation	P _T		50	W
Repetitive Avalanche Current	I _{AR}	T _{ch} = 150	3	A
Single Avalanche Energy	E _{AS}	T _{ch} = 25	48	mJ
Repetitive Avalanche Energy	E _{AR}	T _{ch} = 25	4.8	

●Electrical Characteristics $T_c = 25^\circ\text{C}$

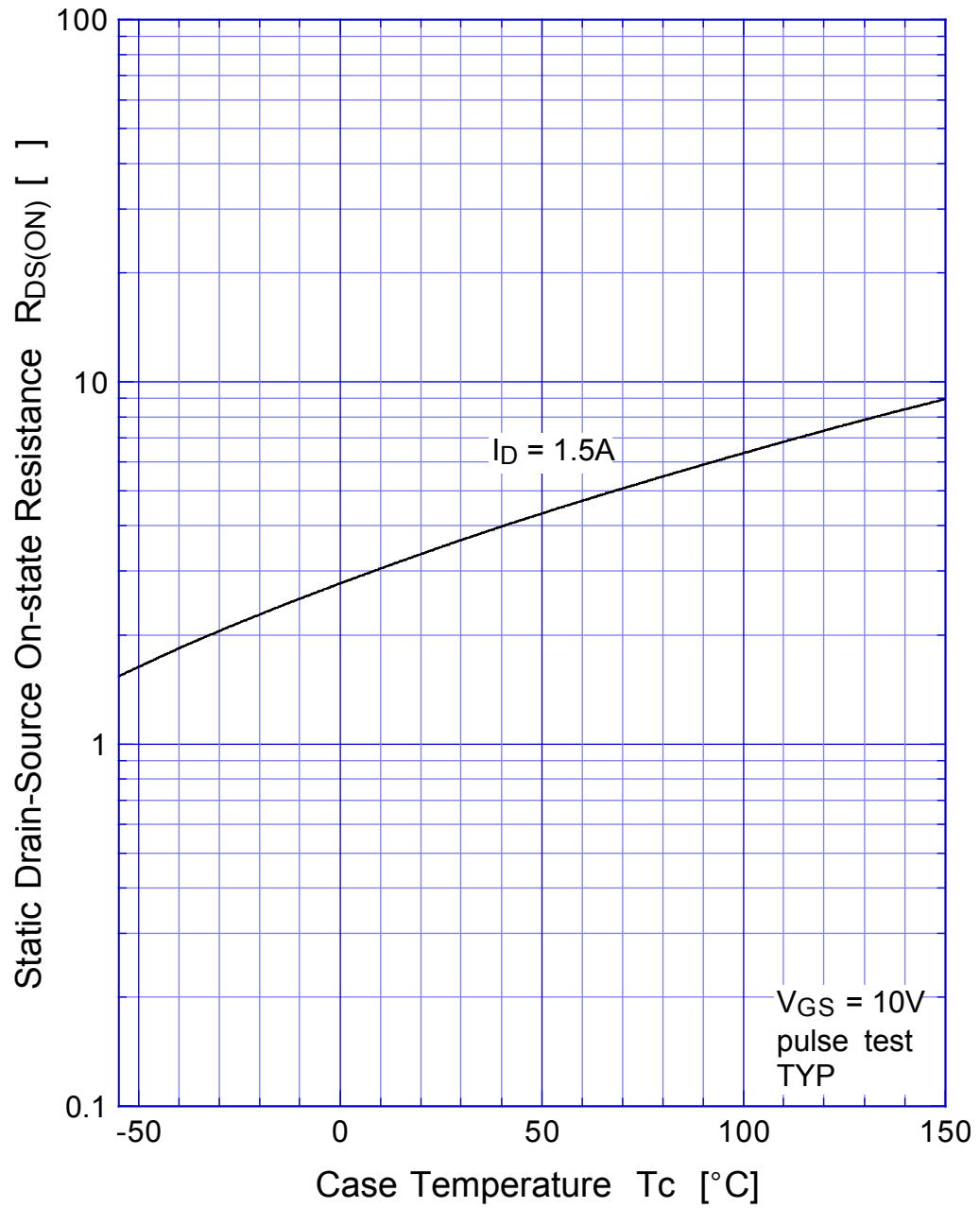
Item	Symbol	Conditions	Min.	Typ.	Max.	Unit
Drain-Source Breakdown Voltage	$V_{(BR)DSS}$	$I_D = 1\text{mA}, V_{GS} = 0\text{V}$	900			V
Zero Gate Voltage Drain Current	I_{DSS}	$V_{DS} = 900\text{V}, V_{GS} = 0\text{V}$			250	μA
Gate-Source Leakage Current	I_{GSS}	$V_{GS} = \pm 30\text{V}, V_{DS} = 0\text{V}$			± 0.1	
Forward Transconductance	g_{fs}	$I_D = 1.5\text{A}, V_{DS} = 10\text{V}$	1.5	2.5		S
Static Drain-Source On-state Resistance	$R_{DS(ON)}$	$I_D = 1.5\text{A}, V_{GS} = 10\text{V}$		3.5	4.7	Ω
Gate Threshold Voltage	V_{TH}	$I_D = 1\text{mA}, V_{DS} = 10\text{V}$	2.5	3.0	3.5	V
Source-Drain Diode Forward Voltage	V_{SD}	$I_S = 1.5\text{A}, V_{GS} = 0\text{V}$			1.5	
Thermal Resistance	θ_{jc}	junction to case			2.5	$^\circ\text{C}/\text{W}$
Total Gate Charge	Q_g	$V_{DD} = 400\text{V}, V_{GS} = 10\text{V}, I_D = 3\text{A}$		30		nC
Input Capacitance	C_{iss}	$V_{DS} = 25\text{V}, V_{GS} = 0\text{V}, f = 1\text{MHz}$		630		pF
Reverse Transfer Capacitance	C_{rss}			16		
Output Capacitance	C_{oss}			67		
Turn-On Time	t_{on}	$I_D = 1.5\text{A}, V_{DD} = 150\text{V}, R_L = 100\Omega$		40	70	ns
Turn-Off Time	t_{off}			140	230	

2SK2665

Transfer Characteristics



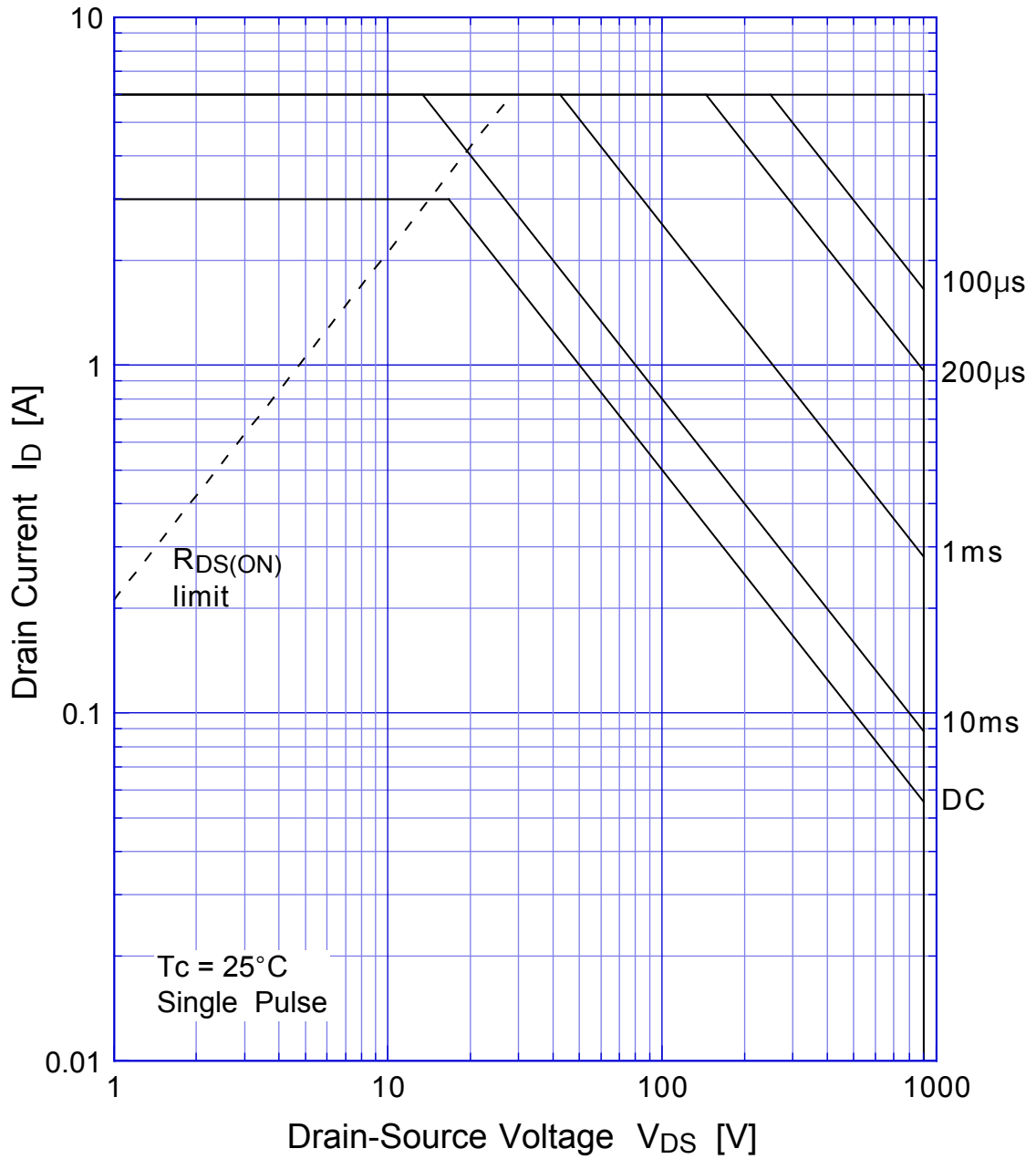
2SK2665 Static Drain-Source On-state Resistance



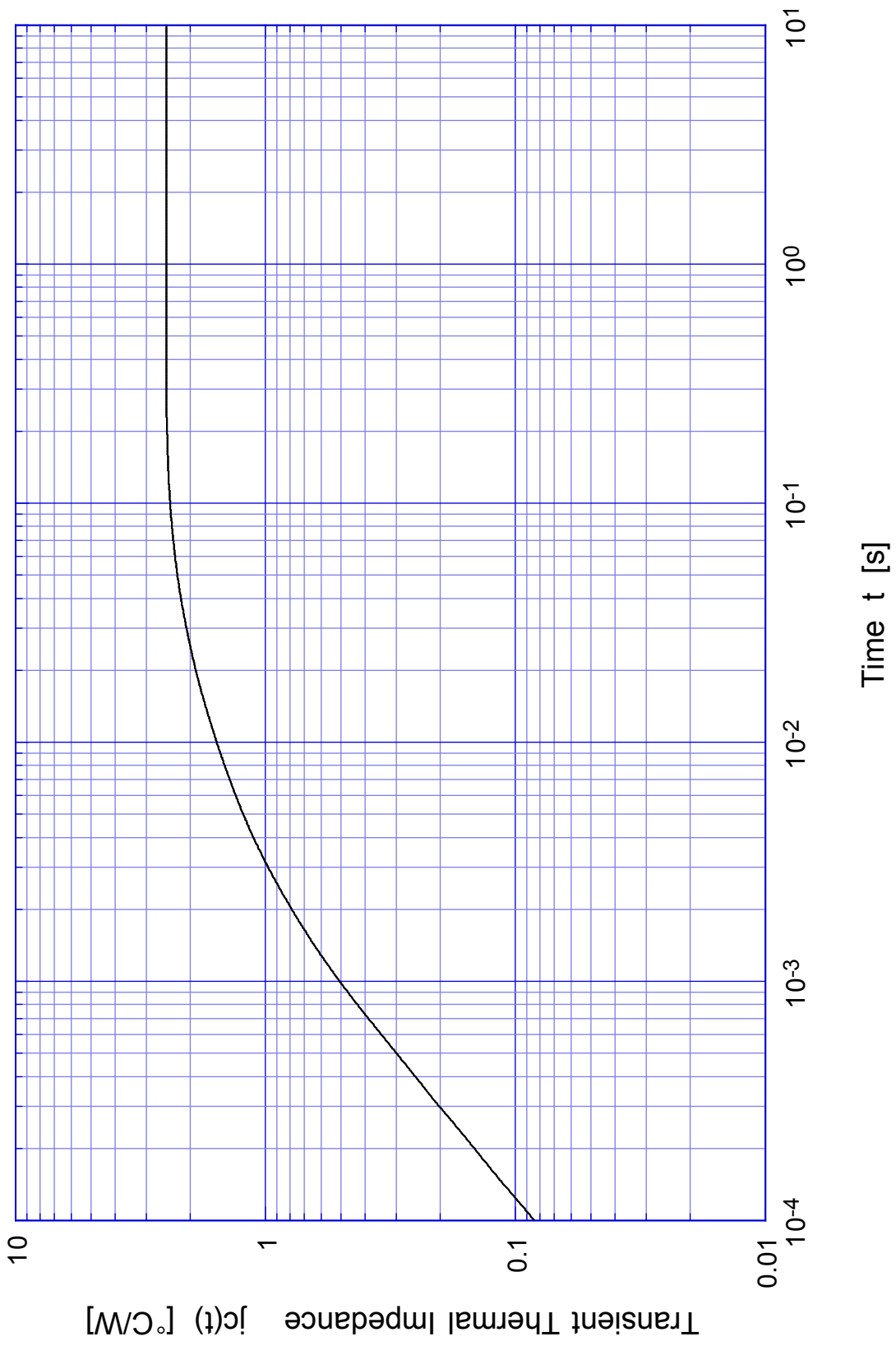
2SK2665 Gate Threshold Voltage



2SK2665 Safe Operating Area



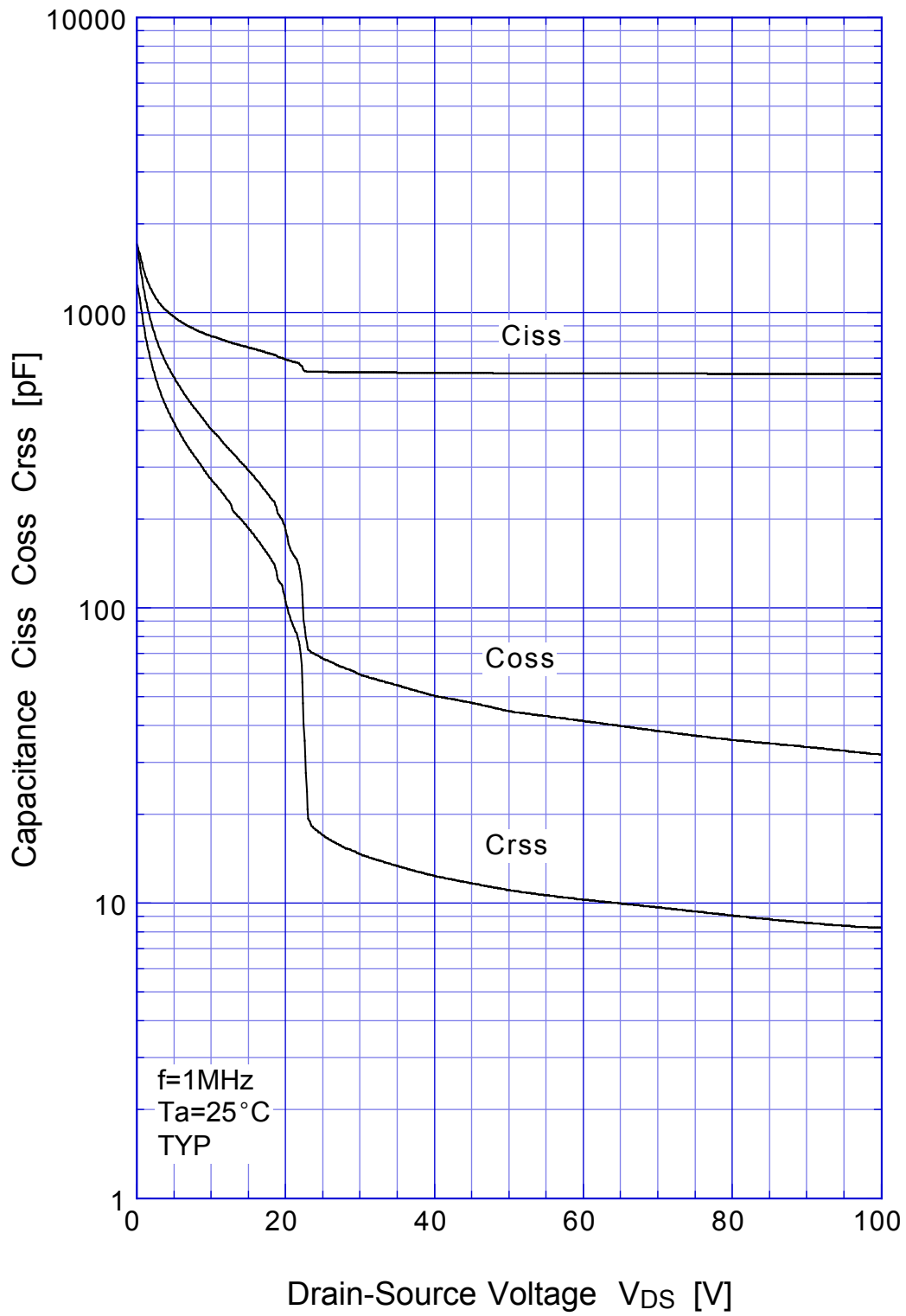
2SK2665 Transient Thermal Impedance



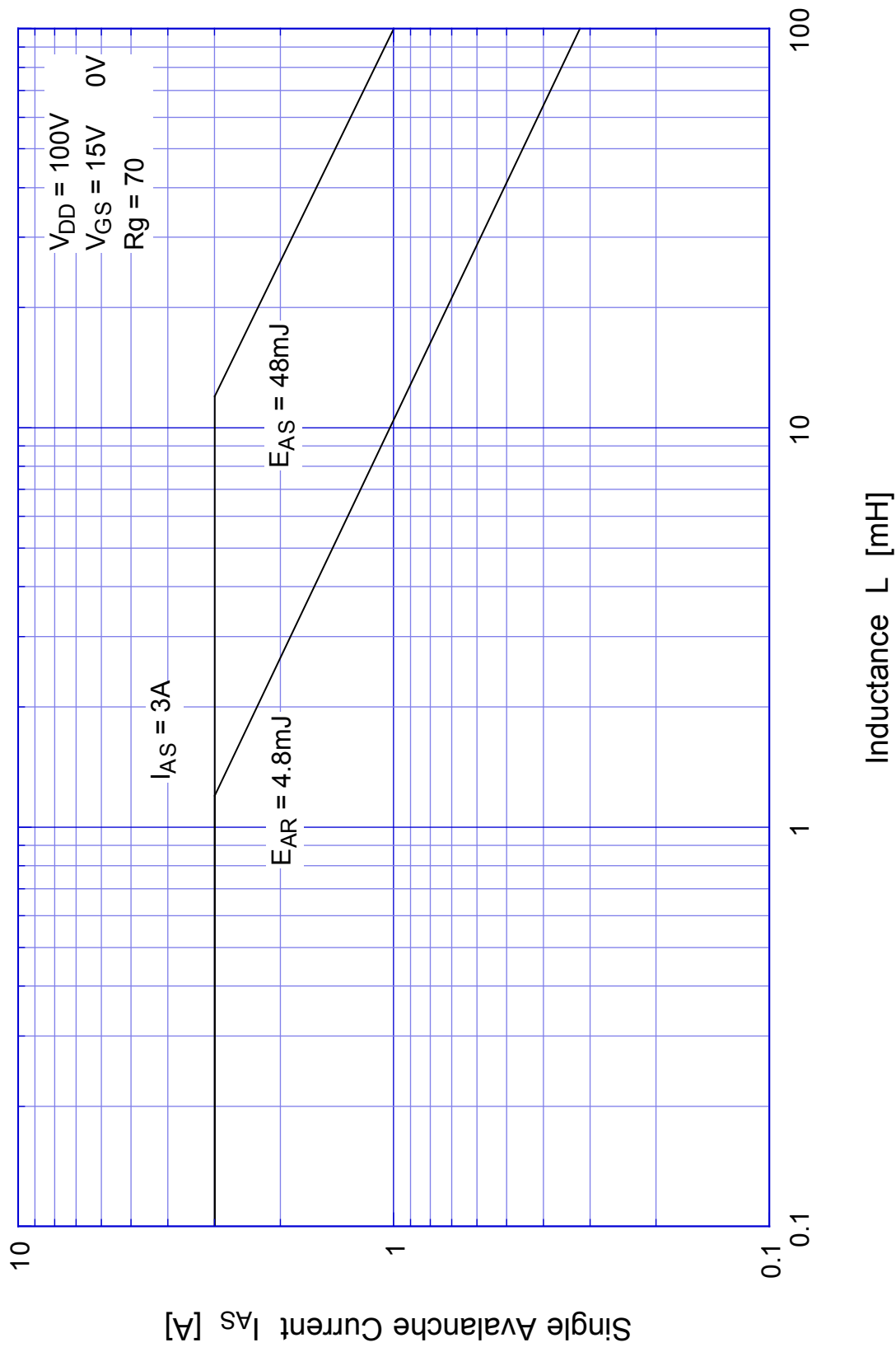
2SK2665 Single Avalanche Energy Derating



2SK2665 Capacitance



2SK2665 Single Avalanche Current - Inductive Load



2SK2665

Power Derating



2SK2665 Gate Charge Characteristics

