

# SHINDENGEN

## Super Fast Recovery Rectifiers

Dual

# SF5LC30

## 300V 5A

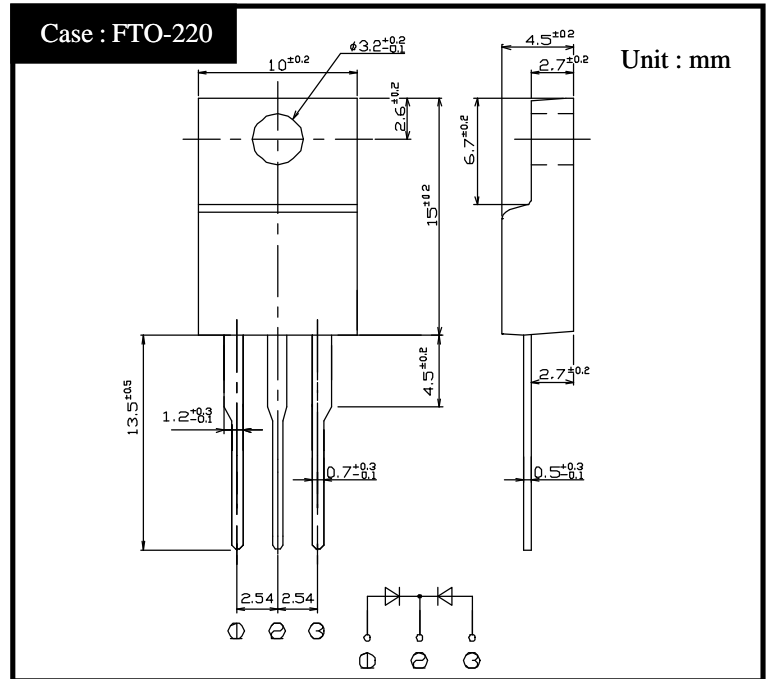
### FEATURES

- trr30ns
- Fully Isolated Molding
- Dielectric strength 2kV guaranteed

### APPLICATION

- Switching power supply
- Free Wheel
- Home Appliances, Office Equipment
- Telecommunication, Factory Automation

### OUTLINE DIMENSIONS



### RATINGS

Absolute Maximum Ratings (If not specified Tc=25 )

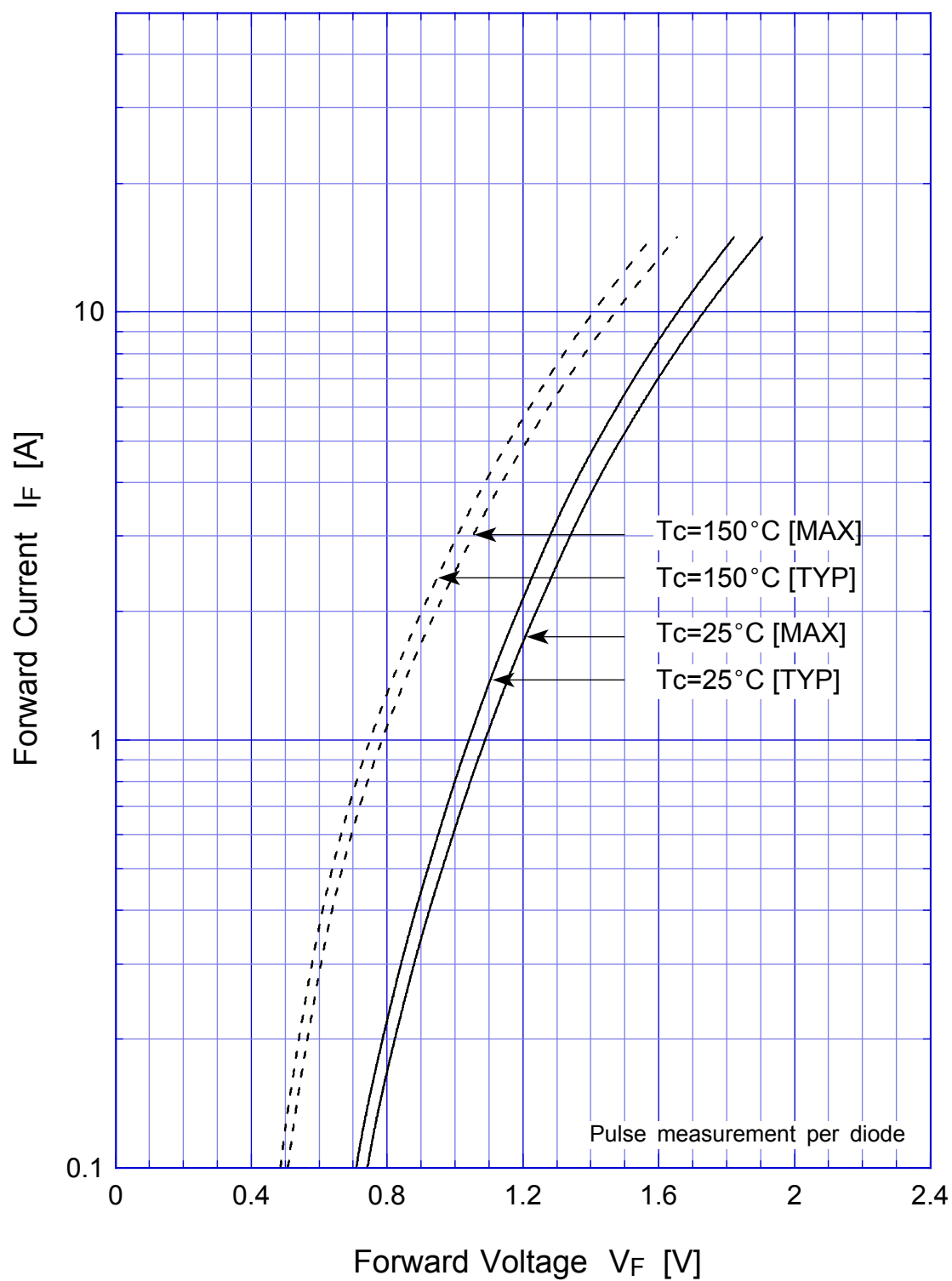
Item	Symbol	Conditions	Ratings	Unit
Storage Temperature	T <sub>stg</sub>		-55 ~ 150	
Operating Junction Temperature	T <sub>j</sub>		150	
Maximum Reverse Voltage	V <sub>RM</sub>		300	V
Average Rectified Forward Current	I <sub>O</sub>	50Hz sine wave, R-load, Rating for each diode I <sub>O</sub> /2, Tc=131	5	A
Peak Surge Forward Current	I <sub>FSM</sub>	50Hz sine wave, Non-repetitive 1 cycle peak value, Tj=25	60	A
Dielectric Strength	V <sub>dis</sub>	Terminals to case, AC 1 minute	2	kV
Mounting Torque	TOR	(Recommended torque : 0.3N·m )	0.5	N·m

Electrical Characteristics (If not specified Tc=25 )

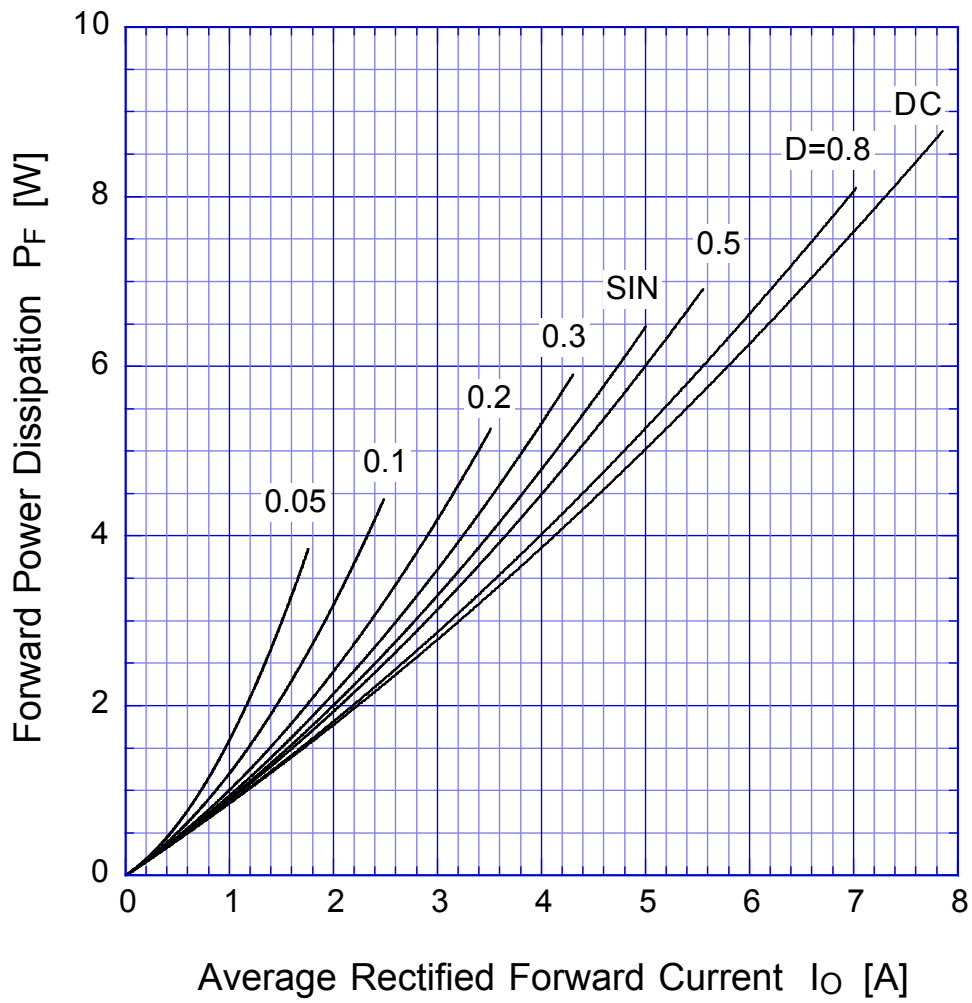
Item	Symbol	Conditions	Ratings	Unit
Forward Voltage	V <sub>F</sub>	I <sub>F</sub> =2.5A, Pulse measurement, Rating of per diode	Max.1.3	V
Reverse Current	I <sub>R</sub>	V <sub>R</sub> =V <sub>RM</sub> , Pulse measurement, Rating of per diode	Max.25	μA
Reverse Recovery Time	trr	I <sub>F</sub> =0.5A, I <sub>R</sub> =1A, Rating of per diode	Max.30	ns
Junction Capacitance	C <sub>j</sub>	f=1MHz, V <sub>R</sub> =10V, Rating of per diode	TYP 30	pF
Thermal Resistance	jc	junction to case	Max.2.8	/W

# SF5LC30

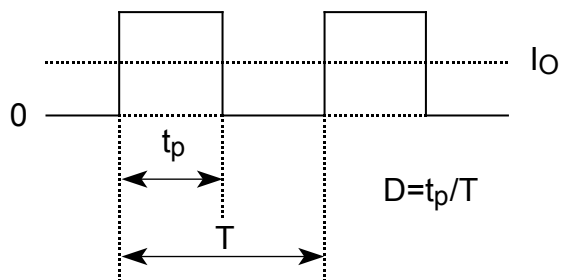
## Forward Voltage



# SF5LC30 Forward Power Dissipation

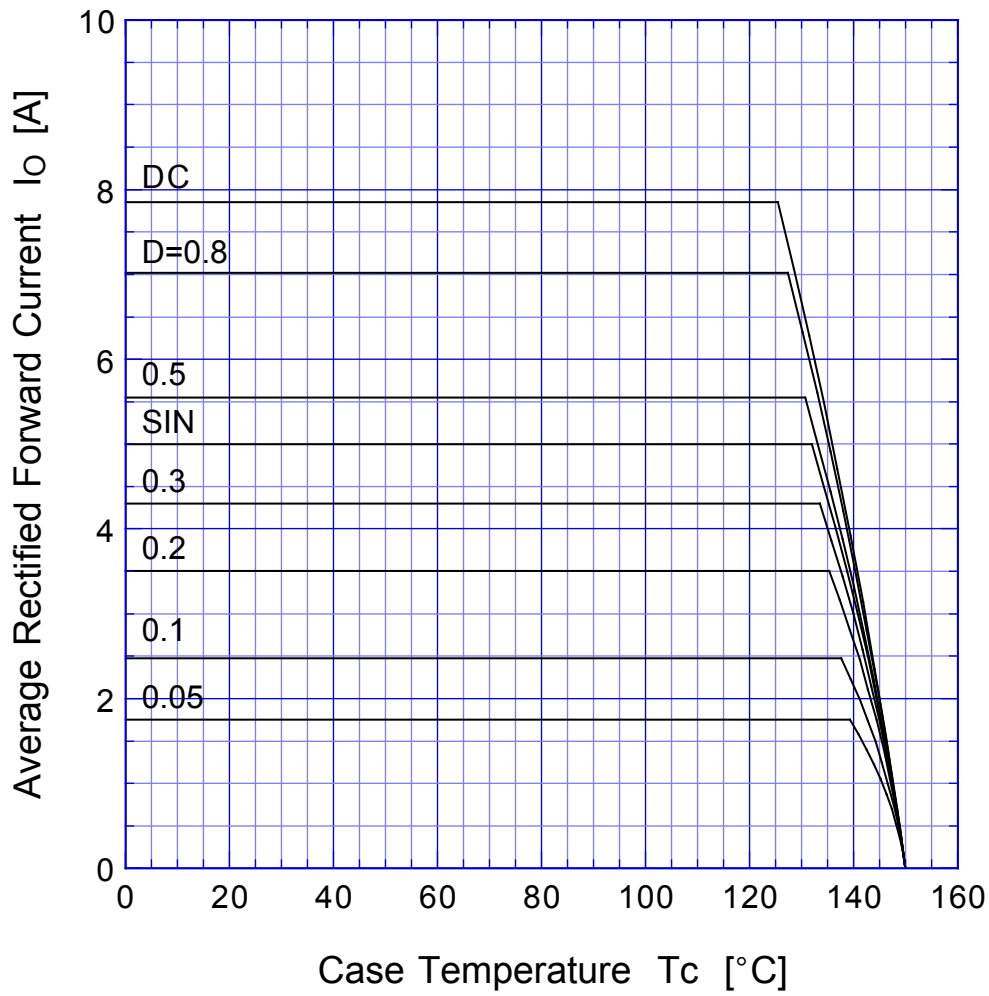


$T_j = 150^\circ\text{C}$



# SF5LC30

# Derating Curve

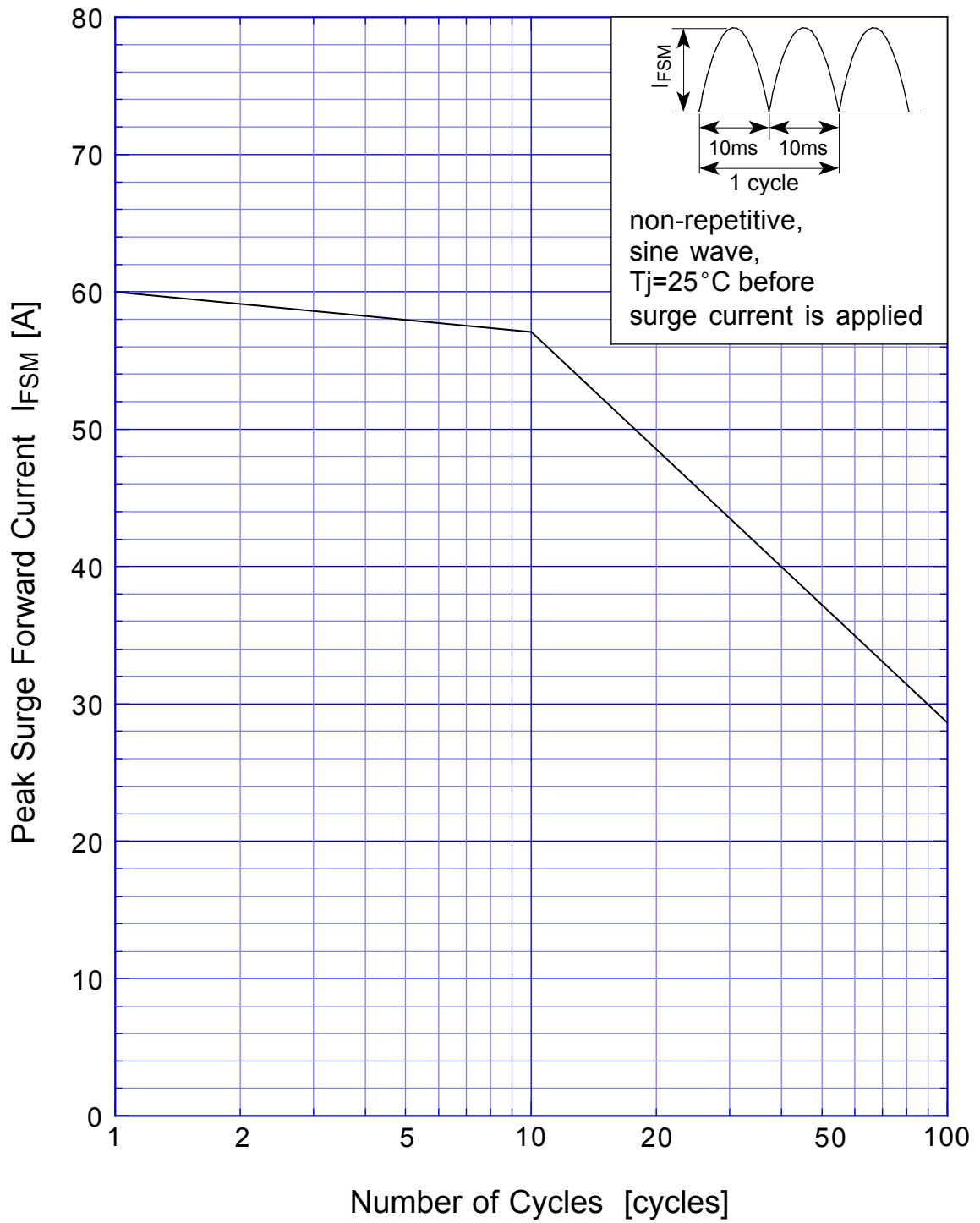


$V_R = 300V$



# SF5LC30

## Peak Surge Forward Capability



# SF5LC30 Junction Capacitance

