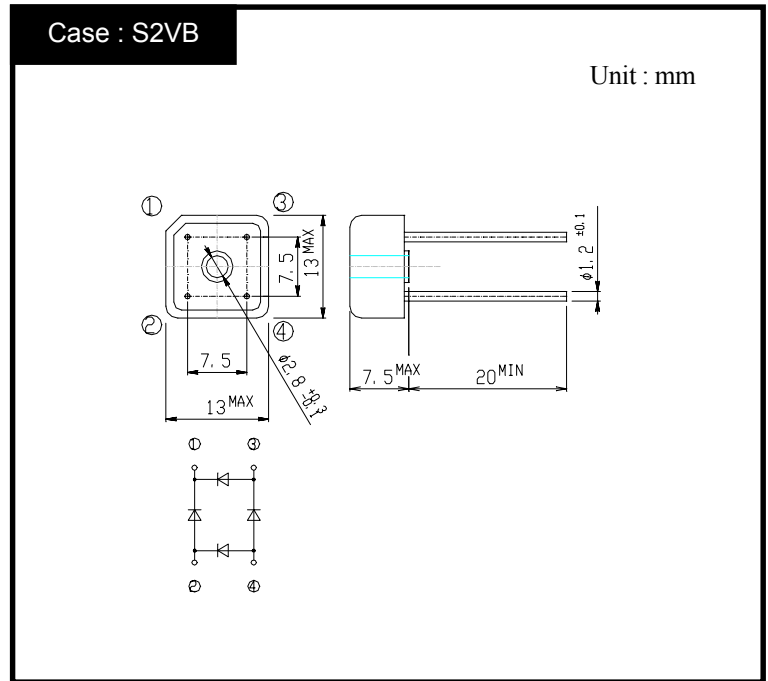


# S2VB20

## 200V 2A

### OUTLINE DIMENSIONS



### RATINGS

#### ● Absolute Maximum Ratings

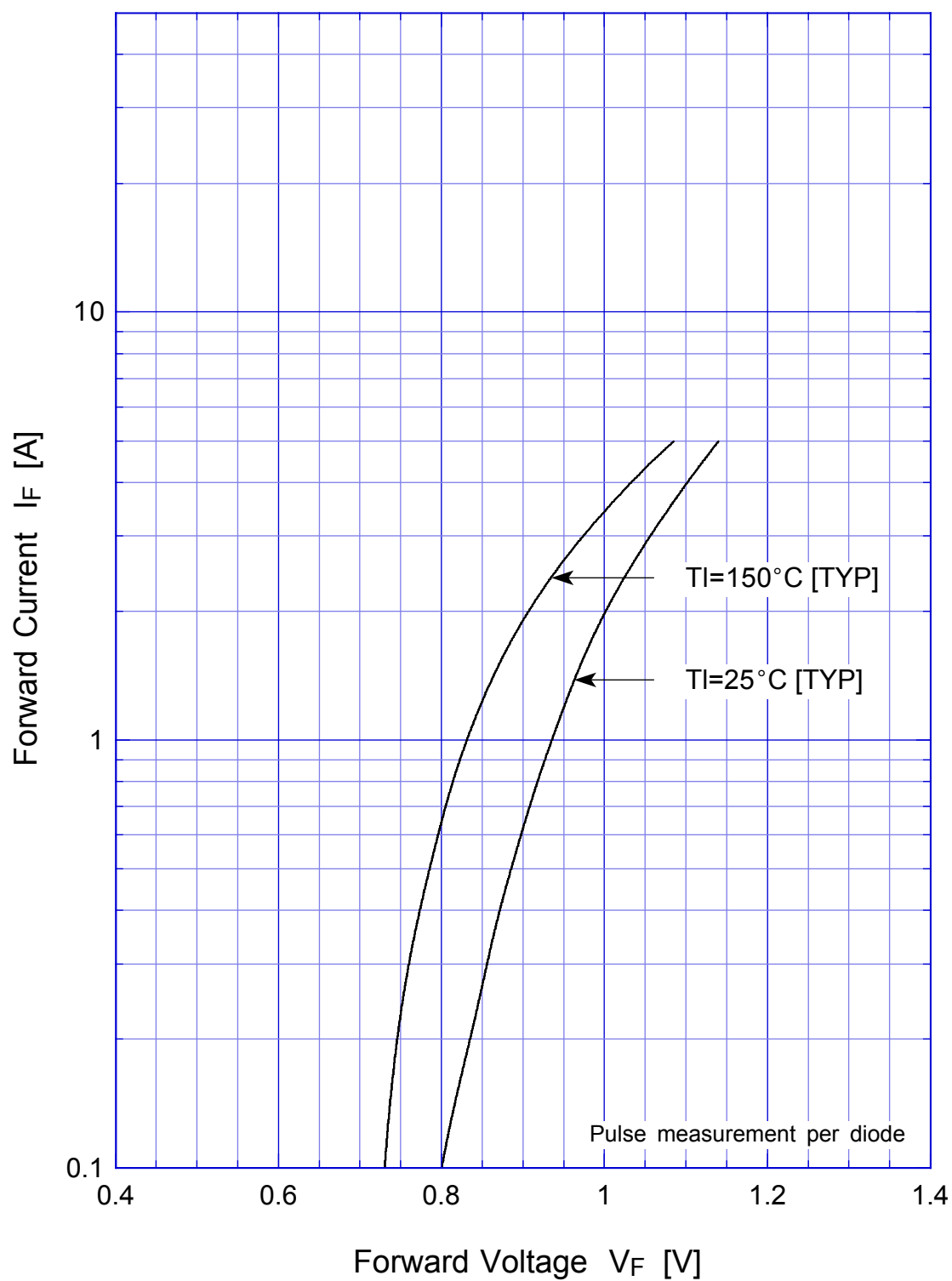
Item	Symbol	Conditions	Ratings	Unit
Storage Temperature	$T_{stg}$		-40~150	°C
Operating Junction Temperature	$T_j$		150	°C
Maximum Reverse Voltage	$V_{RM}$		200	V
Average Rectified Forward Current	$I_O$	50Hz sine wave, R-load, Without heatsink, $T_a=40^\circ\text{C}$	2	A
Peak Surge Forward Current	$I_{FSM}$	50Hz sine wave, Non-repetitive 1cycle peak value, $T_j=25^\circ\text{C}$	40	A
Current Squared Time	$I^2t$	$1\text{ms} \leq t < 10\text{ms}$ $T_c=25^\circ\text{C}$	6	$\text{A}^2\text{s}$
Mounting Torque	TOR	(Recommended torque : 0.3N·m)	0.5	N·m

#### ● Electrical Characteristics ( $T_I=25^\circ\text{C}$ )

Item	Symbol	Conditions	Ratings	Unit
Forward Voltage	$V_F$	$I_F=1\text{A}$ , Pulse measurement, Rating of per diode	Max.1.05	V
Reverse Current	$I_R$	$V_R=V_{RM}$ , Pulse measurement, Rating of per diode	Max.10	$\mu\text{A}$
Thermal Resistance	$\theta_{j\ell}$	junction to lead	Max.7	°C/W

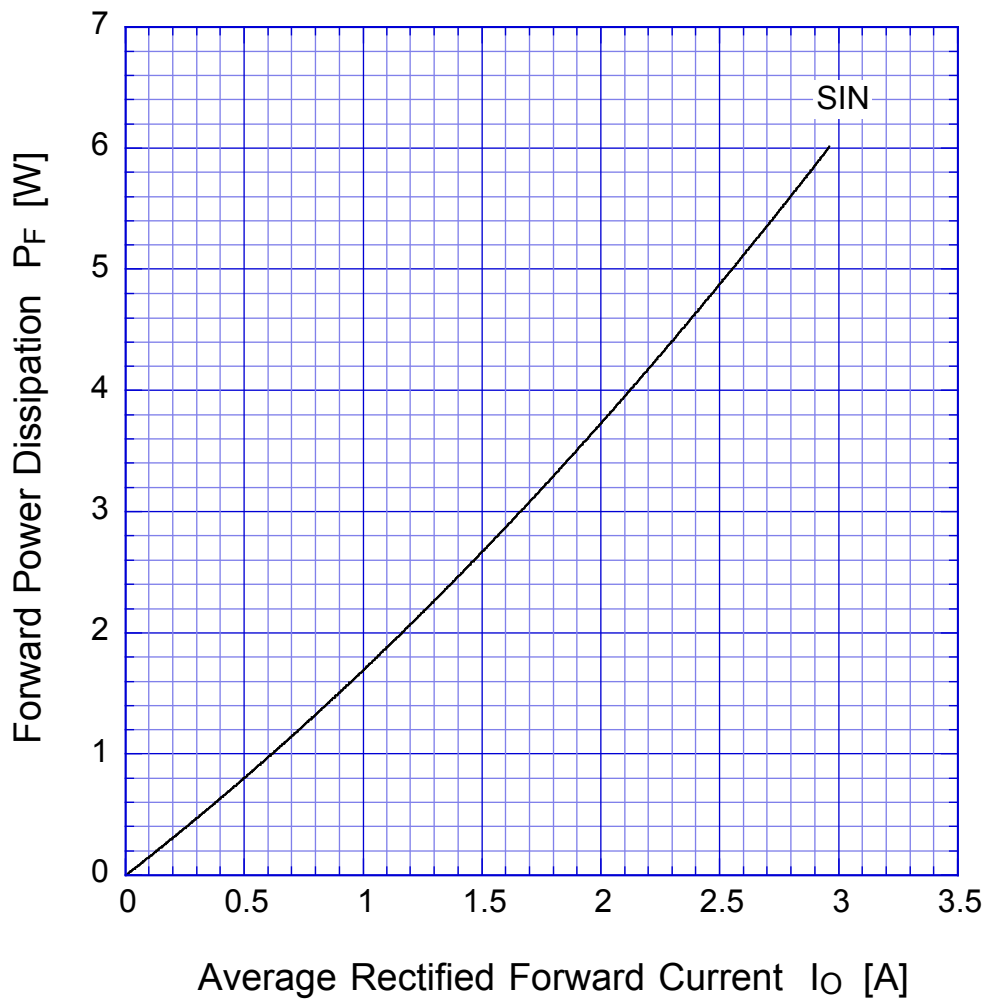
S2VBx

Forward Voltage



S2VBx

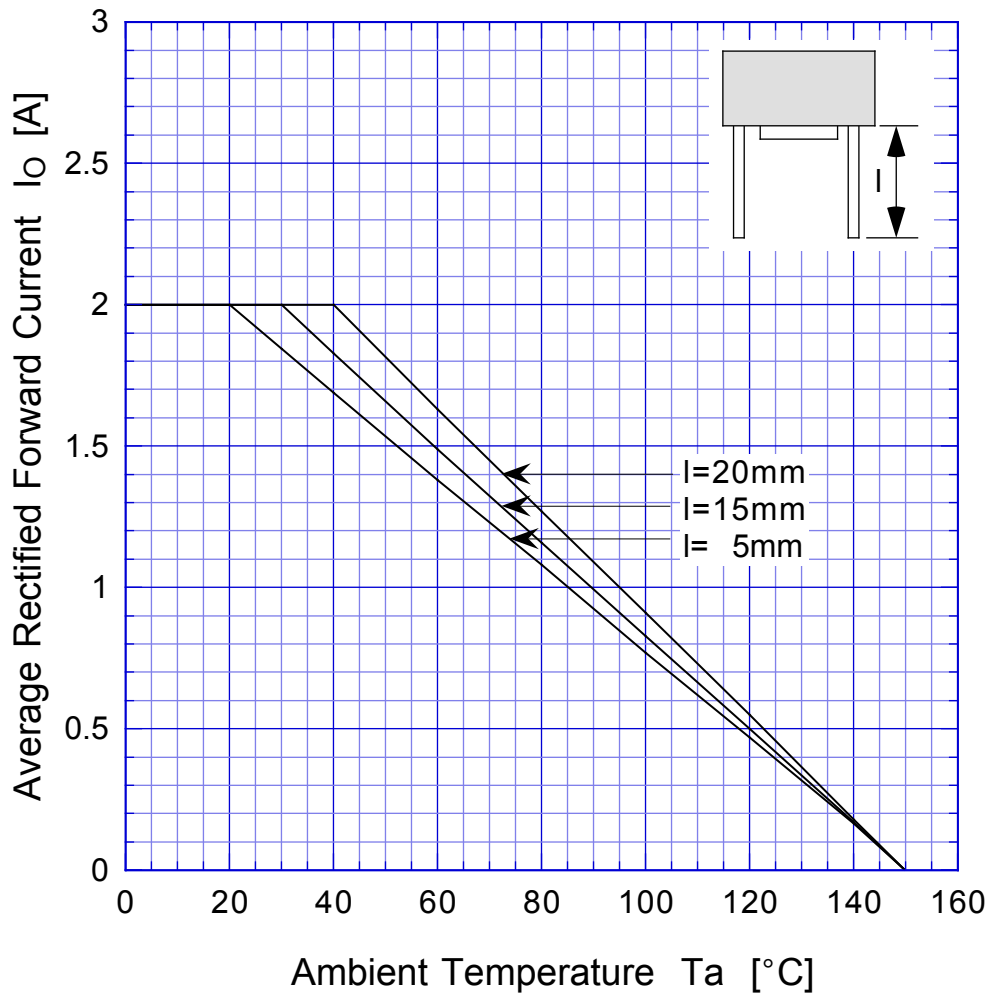
Forward Power Dissipation



$T_j = 150^\circ\text{C}$   
Sine wave

# S2VBx

# Derating Curve



Sine wave  
R-load  
Free in air

# S2VBx

## Peak Surge Forward Capability

