

# SHINDENGEN

## General Purpose Rectifiers

SIL Bridges

# S1VBA20

## 200V 1A

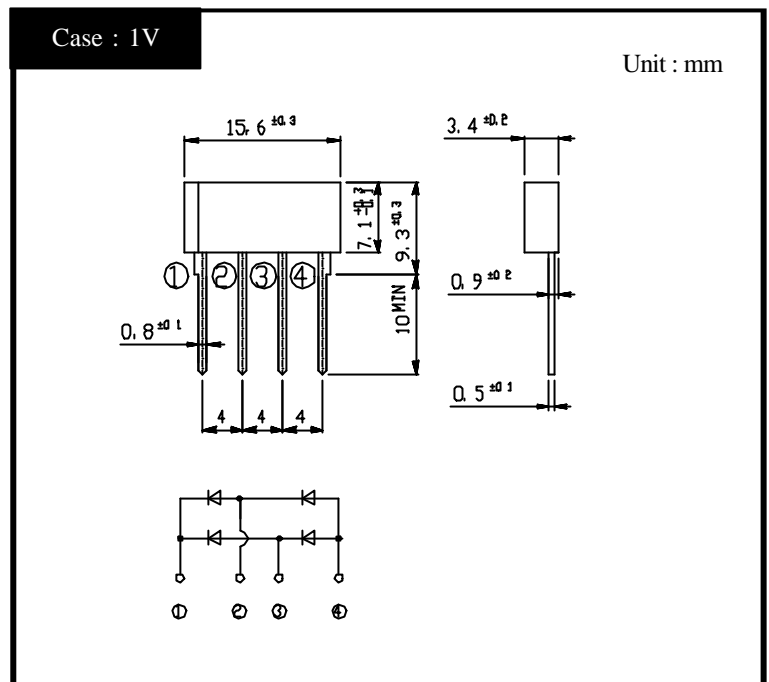
### FEATURES

- Small Single In-Line(:SIL)Package
- High IFSM
- Applicable to Automatic Insertion

### APPLICATION

- Switching power supply
- Home Appliances, Office Equipment
- Telecommunication, Factory Automation

## OUTLINE DIMENSIONS



## RATINGS

Absolute Maximum Ratings (If not specified Tl=25 )

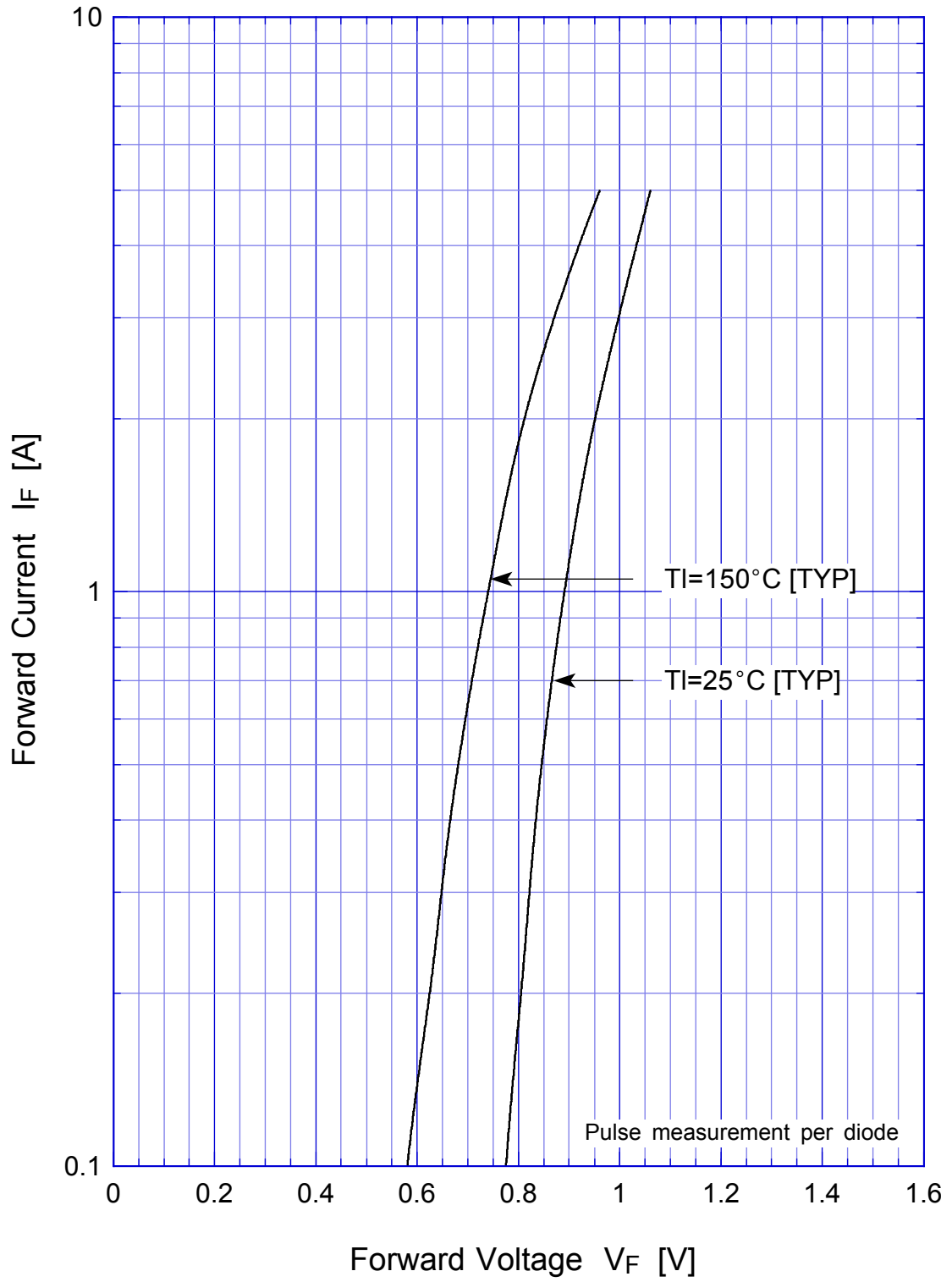
Item	Symbol	Conditions	Ratings	Unit
Storage Temperature	Tstg		-40 ~ 150	
Operating Junction Temperature	Tj		150	
Maximum Reverse Voltage	V <sub>RM</sub>		200	V
Average Rectified Forward Current	I <sub>O</sub>	50Hz sine wave,R-load,On glass-epoxy substrate, Ta=25	1	A
Peak Surge Forward Current	I <sub>FSM</sub>	50Hz sine wave,Non-repetitive 1cycle peak value, Tj=25	50	A
Current Squared Time	I <sup>2</sup> t	1ms t < 10ms Tj=25	10	A <sup>2</sup> s

Electrical Characteristics (If not specified Tl=25 )

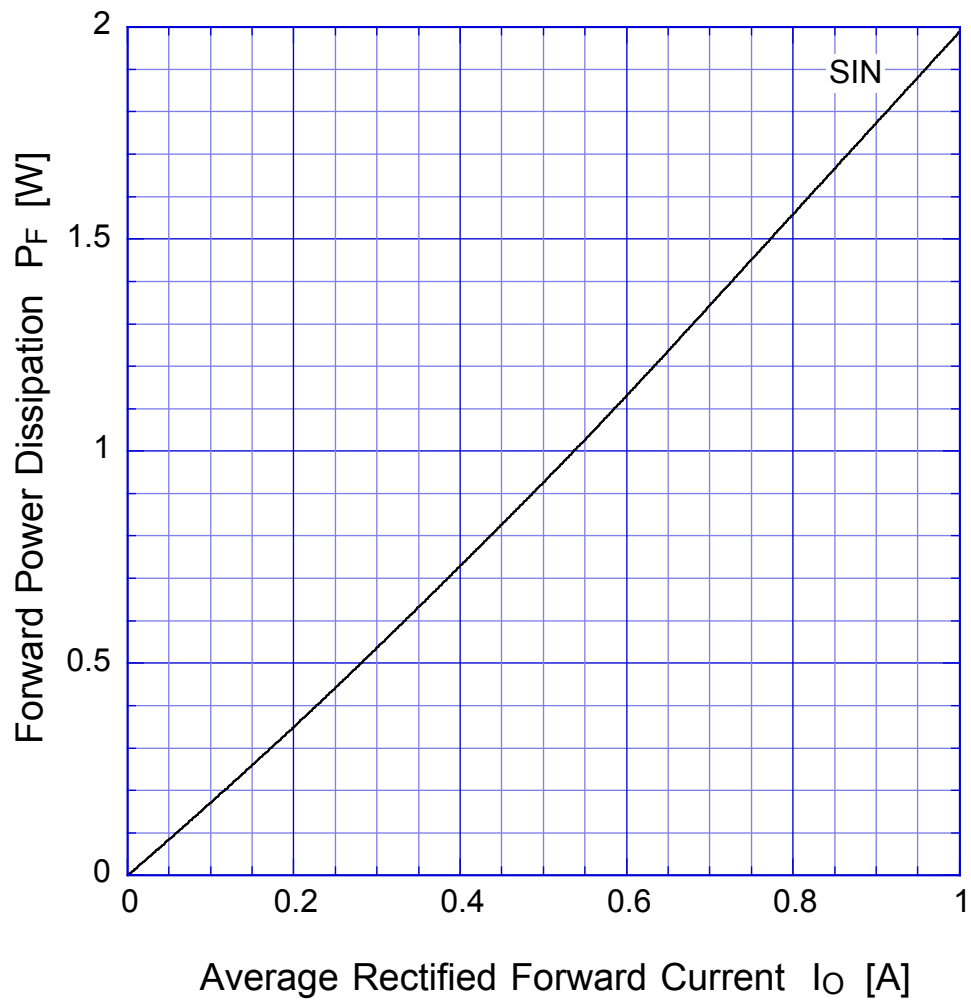
Item	Symbol	Conditions	Ratings	Unit
Forward Voltage	V <sub>F</sub>	I <sub>F</sub> =0.5A, Pulse measurement,Rating of per diode	Max.1.05	V
Reverse Current	I <sub>R</sub>	V <sub>R</sub> =V <sub>RM</sub> , Pulse measurement,Rating of per diode	Max.10	μA
Thermal Resistance	j-l	junction to lead	Max.16	/W
	j-a	junction to ambient	Max.62	

S1VBAX

Forward Voltage



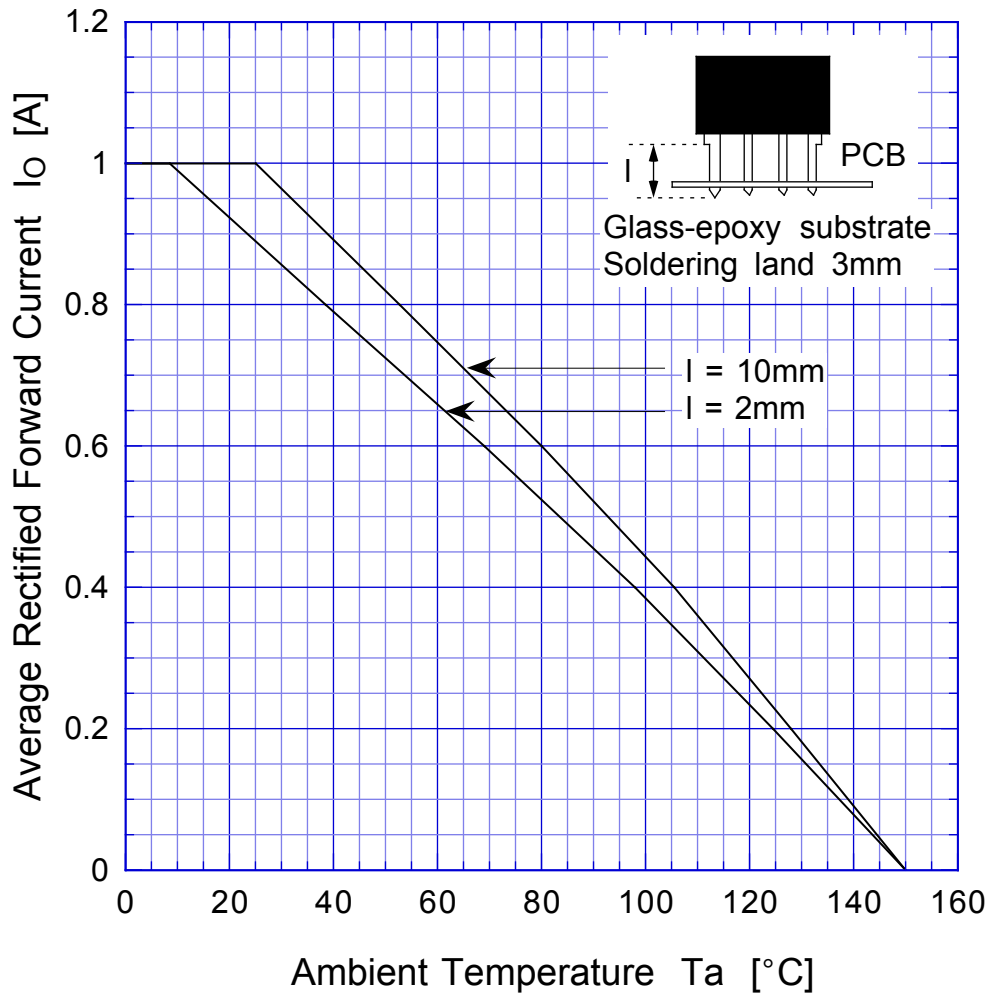
## S1VBAx Forward Power Dissipation



$T_j = 150^\circ\text{C}$   
Sine wave

# S1VBAx

## Derating Curve



$V_R = V_{RM}$   
Sine wave  
R-load  
Free in air

# S1VBAX

## Peak Surge Forward Capability

