

SHINDENGEN

General Purpose Rectifiers

SIL Bridges

D2SBA20

200V 1.5A

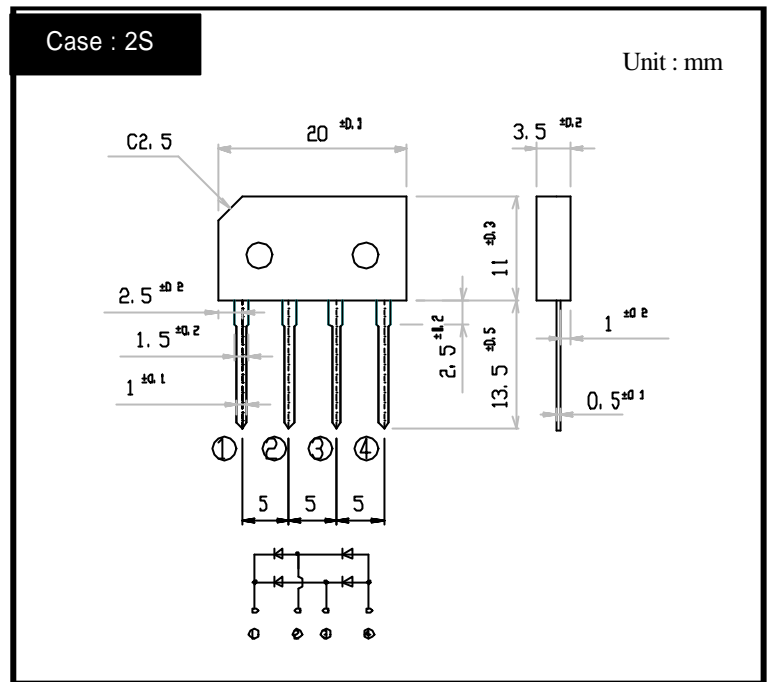
FEATURES

- Thin Single In-Line Package
- High IFSM
- Applicable to Automatic Insertion

APPLICATION

- Switching power supply
- Home Appliances, Office Equipment
- Telecommunication, Factory Automation

OUTLINE DIMENSIONS



RATINGS

Absolute Maximum Ratings (If not specified Tl=25)

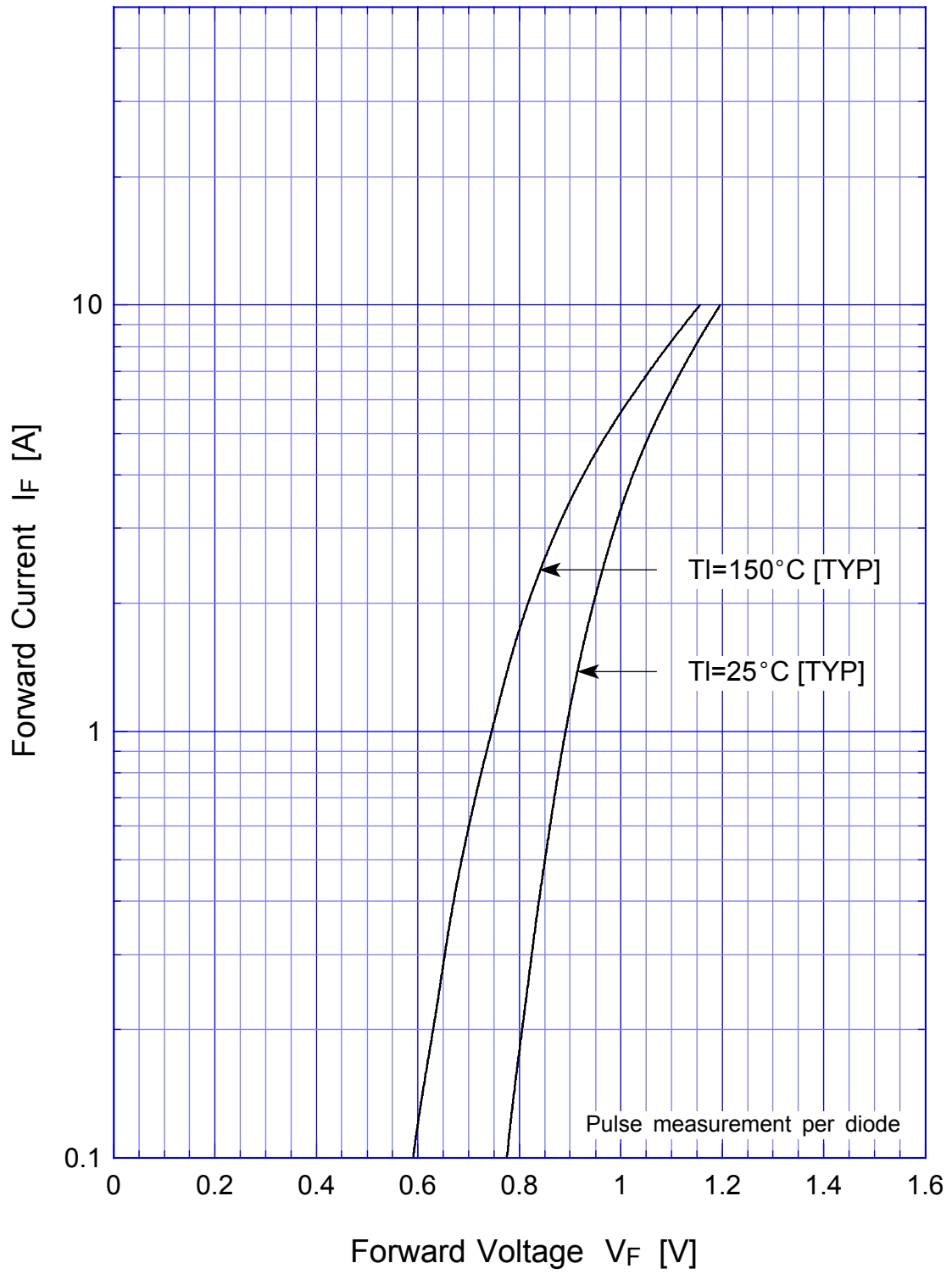
Item	Symbol	Conditions	Ratings	Unit
Storage Temperature	T _{stg}		-40 ~ 150	
Operating Junction Temperature	T _j		150	
Maximum Reverse Voltage	V _{RM}		200	V
Average Rectified Forward Current	I _O	50Hz sine wave, R-load, On glass-epoxy substrate, T _a =25	1.5	A
Peak Surge Forward Current	I _{FSM}	50Hz sine wave, Non-repetitive 1cycle peak value, T _j =25	60	A
Current Squared Time	I ² t	1ms t < 10ms T _j =25	16	A ² s

Electrical Characteristics (If not specified Tl=25)

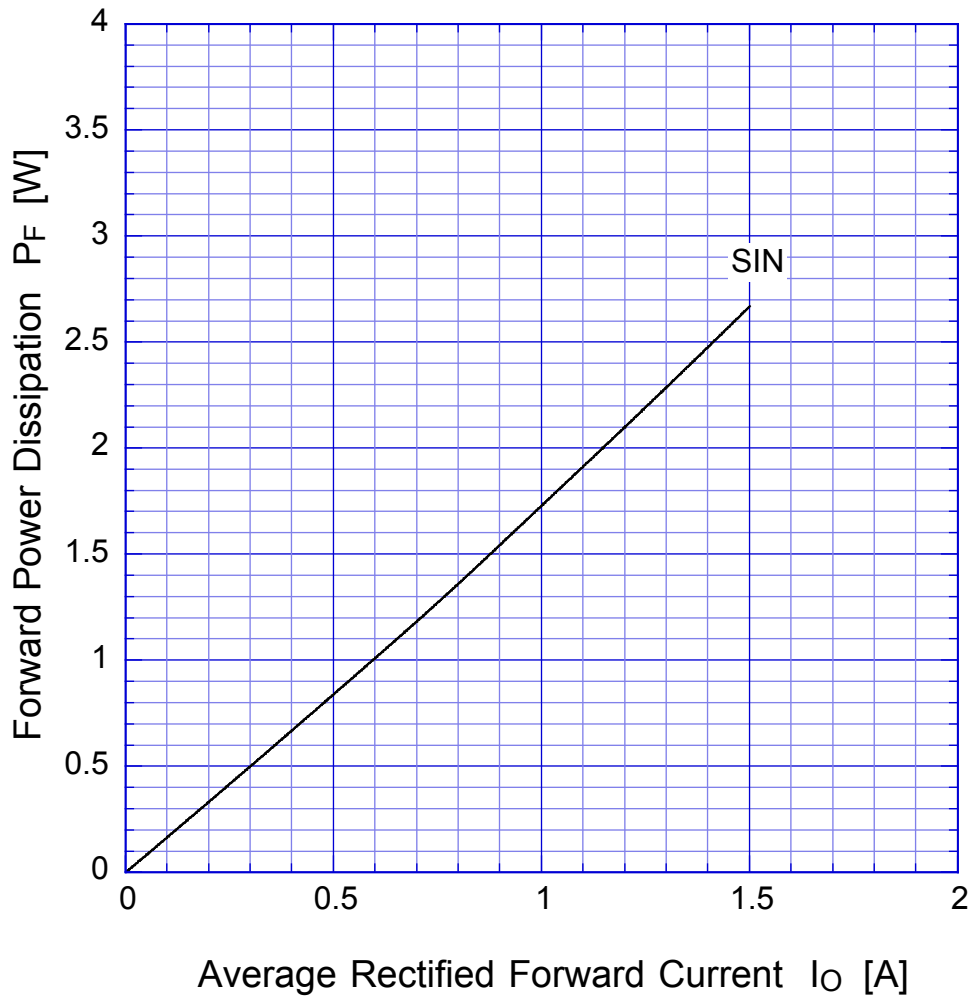
Item	Symbol	Conditions	Ratings	Unit
Forward Voltage	V _F	I _F =0.75A, Pulse measurement, Rating of per diode	Max.1.05	V
Reverse Current	I _R	V _R =V _{RM} , Pulse measurement, Rating of per diode	Max.10	μA
Thermal Resistance	j-l	junction to lead	Max.10	/W
	j-a	junction to ambient	Max.47	

D2SBAx

Forward Voltage



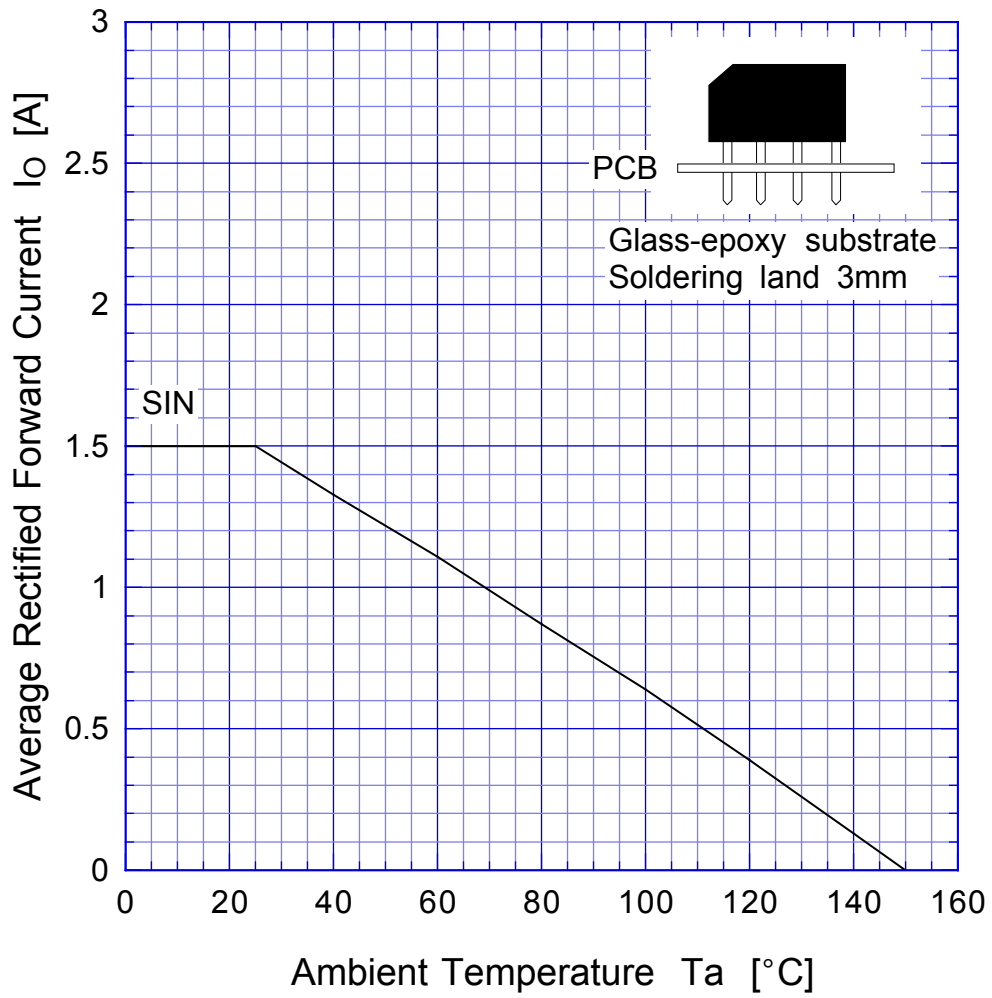
D2SBAx Forward Power Dissipation



$T_j = 150^\circ\text{C}$
Sine wave

D2SBAx

Derating Curve



Sine wave
R-load
Free in air

D2SBAx

Peak Surge Forward Capability

