

# SHINDENGEN

## General Purpose Rectifiers

## SMT Bridges

# S1WB(A)60B

**600V 1A**

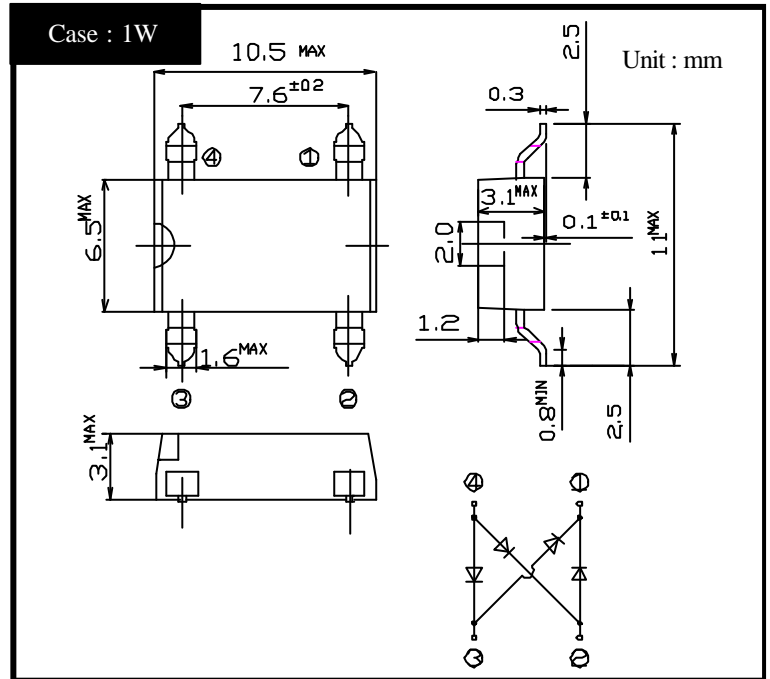
### FEATURES

- Small SMT
- High IFSM
- Applicable to Automatic Insertion

### APPLICATION

- Switching power supply
- Home Appliances, Office Equipment
- Telecommunication, Factory Automation

### OUTLINE DIMENSIONS



### RATINGS

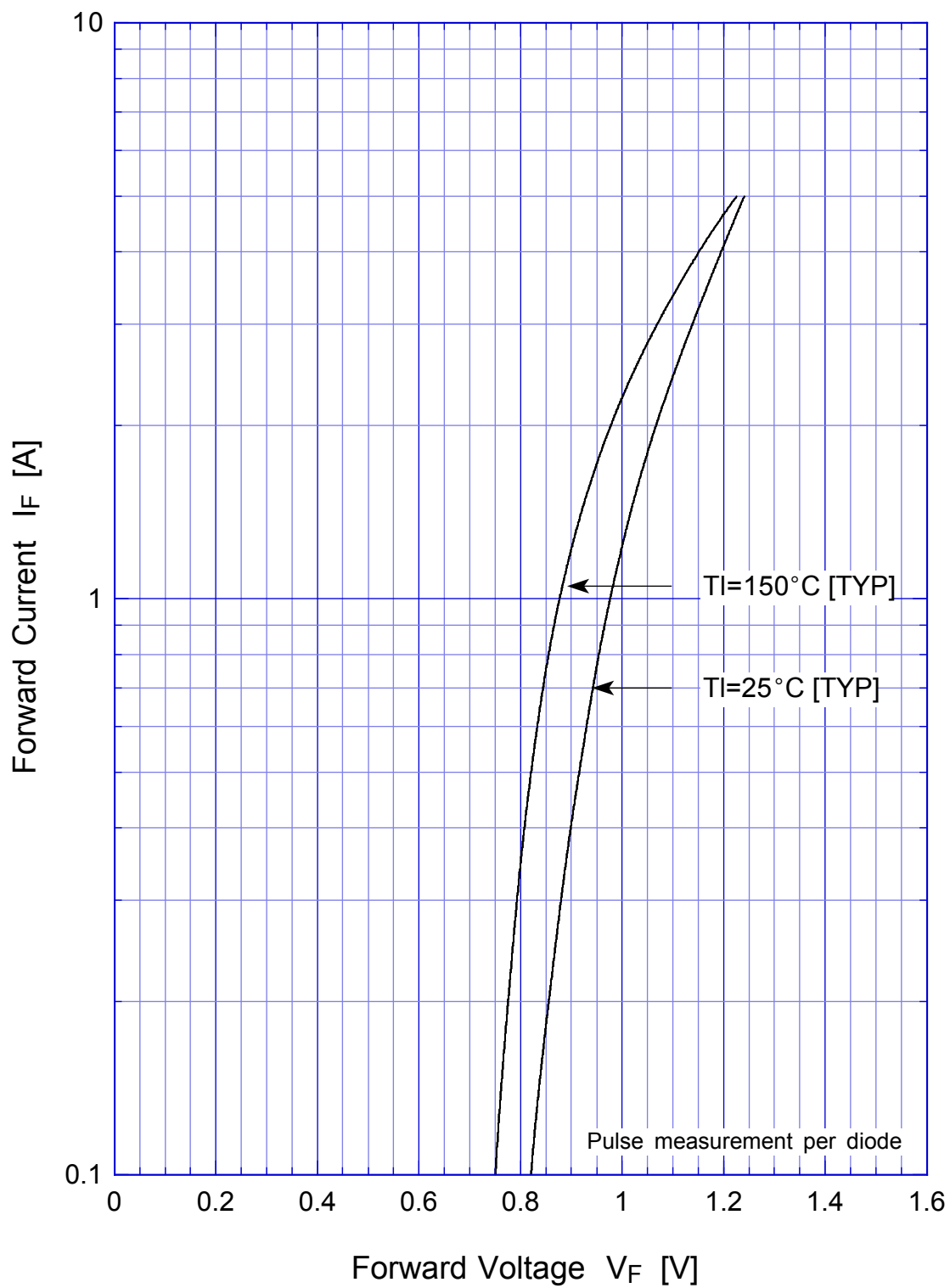
Absolute Maximum Ratings (If not specified  $T_I=25$  )

Item	Symbol	Conditions	Ratings	Unit
Storage Temperature	$T_{stg}$		-40 ~ 150	
Operating Junction Temperature	$T_j$		150	
Maximum Reverse Voltage	$V_{RM}$		600	V
Average Rectified Forward Current	$I_O$	50Hz sine wave, R-load, $T_a=25$	1	A
Peak Surge Forward Current	$I_{FSM}$	50Hz sine wave, Non-repetitive 1 cycle peak value, $T_j=25$	50	A
Current Squared Time	$I^2t$	1ms $t < 10ms$ $T_j=25$	16	$A^2s$

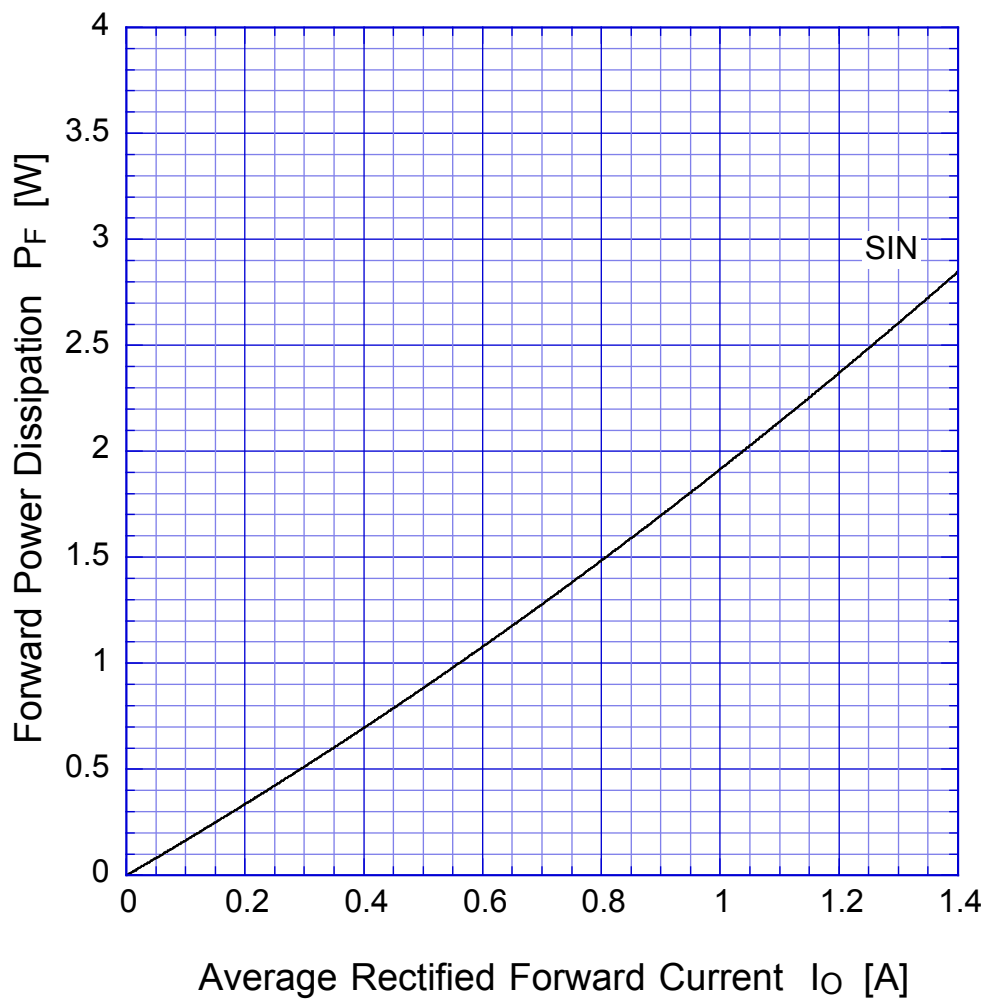
Electrical Characteristics (If not specified  $T_I=25$  )

Item	Symbol	Conditions	Ratings	Unit
Forward Voltage	$V_F$	$I_F=0.5A$ , Pulse measurement, Rating of per diode	Max.1.0	V
Reverse Current	$I_R$	$V_R=V_{RM}$ , Pulse measurement, Rating of per diode	Max.10	$\mu A$
Thermal Resistance	$\theta_{jl}$	junction to lead	Max.10	/W
	$\theta_{ja}$	junction to ambient	Max.65	

# S1WB(A)60B Forward Voltage

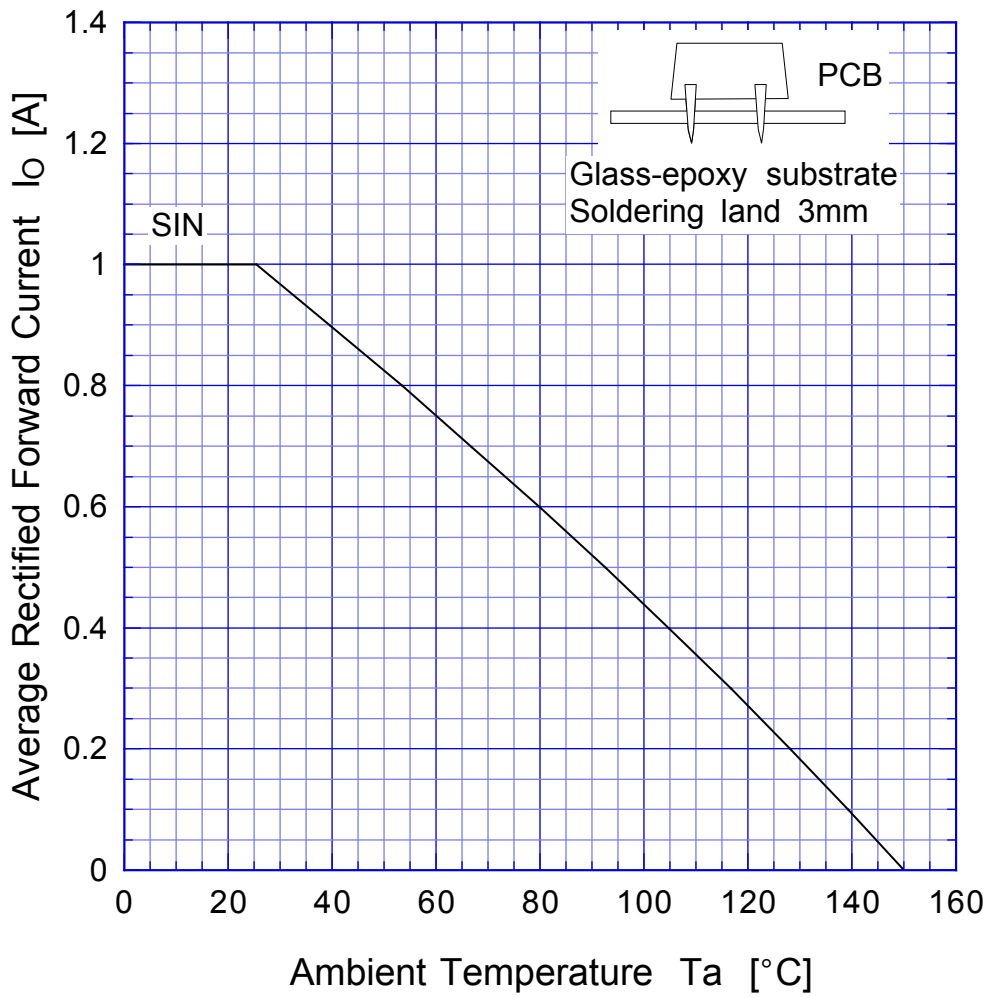


## S1WB(A)60B Forward Power Dissipation



$T_j = 150^\circ\text{C}$   
Sine wave

# S1WB(A)60B Derating Curve



$V_R = V_{RM}$   
Sine wave  
R-load  
Free in air

# S1WB(A)60B Peak Surge Forward Capability

