

SHINDENGEN

General Purpose Rectifiers

UL Bridges

U6SBA20

200V 6A

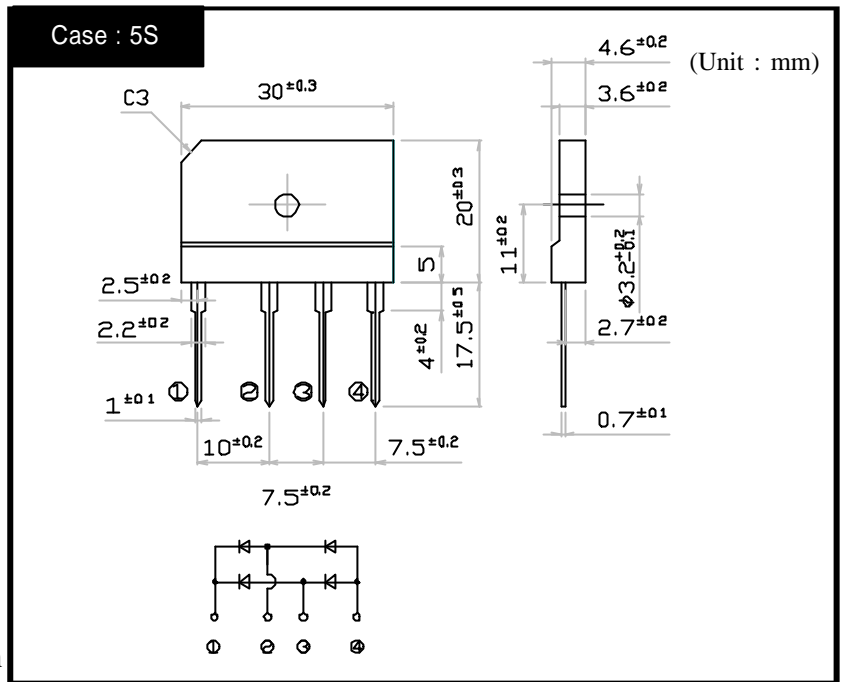
FEATURES

- Thin Single In-Line Package
- UL Recognized
(UL File No.E142422)
- High IFSM
- Applicable to Automatic Insertion

APPLICATION

- Switching power supply
- Home Appliances, Office Equipment
- Telecommunication, Factory Automation

OUTLINE DIMENSIONS



RATINGS

Absolute Maximum Ratings (If not specified Tc=25)

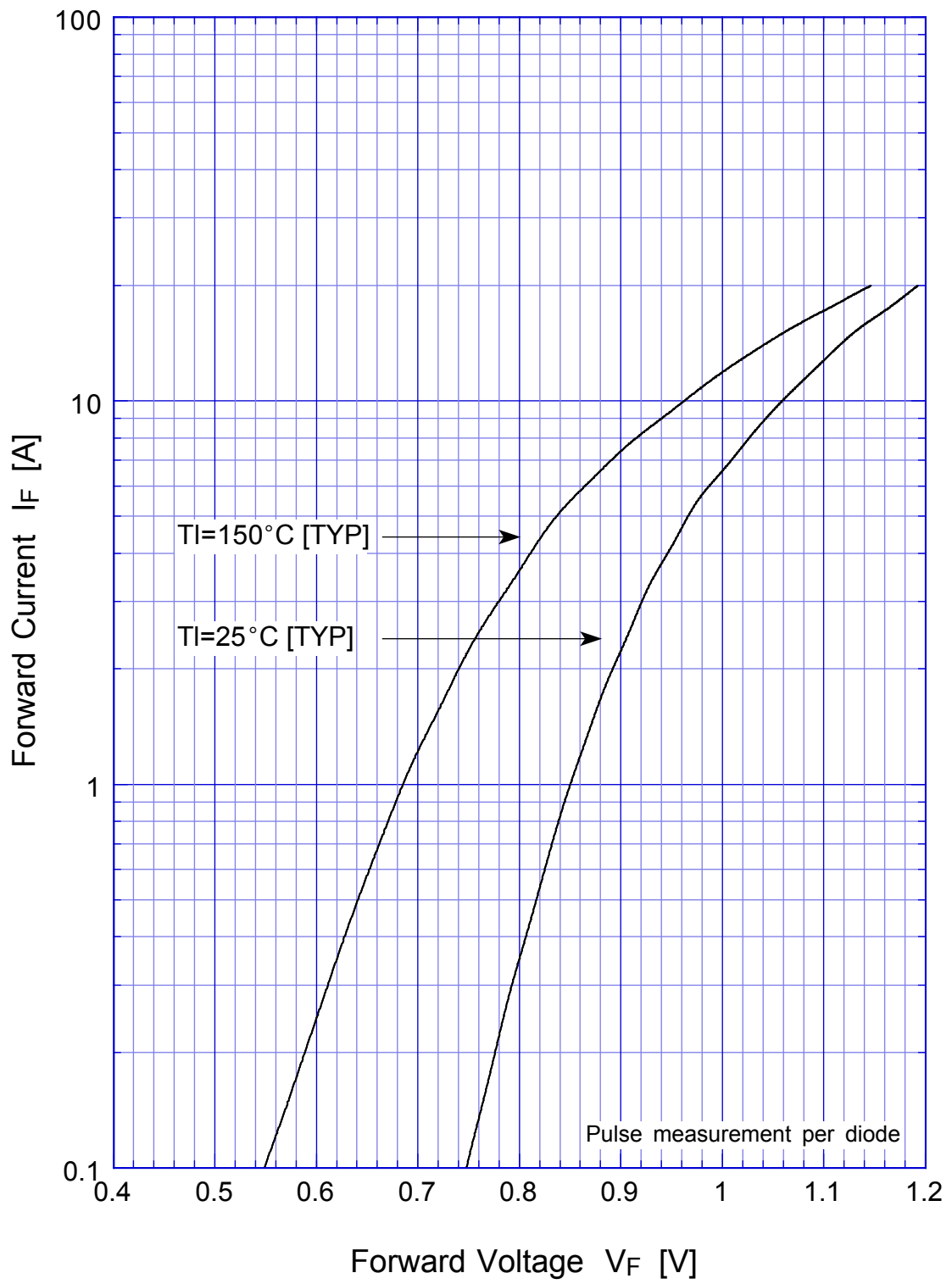
Item	Symbol	Conditions	Ratings	Unit
Storage Temperature	Tstg		-40 ~ 150	
Operating Junction Temperature	Tj		150	
Maximum Reverse Voltage	V _{RM}		200	V
Average Rectified Forward Current	I _O	50Hz sine wave, R-load With heatsink Tc=111	6	A
		50Hz sine wave, R-load Without heatsink Ta=25	2.8	
Peak Surge Forward Current	I _{FSM}	50Hz sine wave, Non-repetitive 1cycle peak value, Tj=25	120	A
Current Squared Time	I ² t	1ms t < 10ms Tj=25	60	A ² s
Dielectric Strength	Vdis	Terminals to case, AC 1 minute	2	kV
Mounting Torque	TOR	(Recommended torque : 0.5N·m)	0.8	N·m

Electrical Characteristics (If not specified Tc=25)

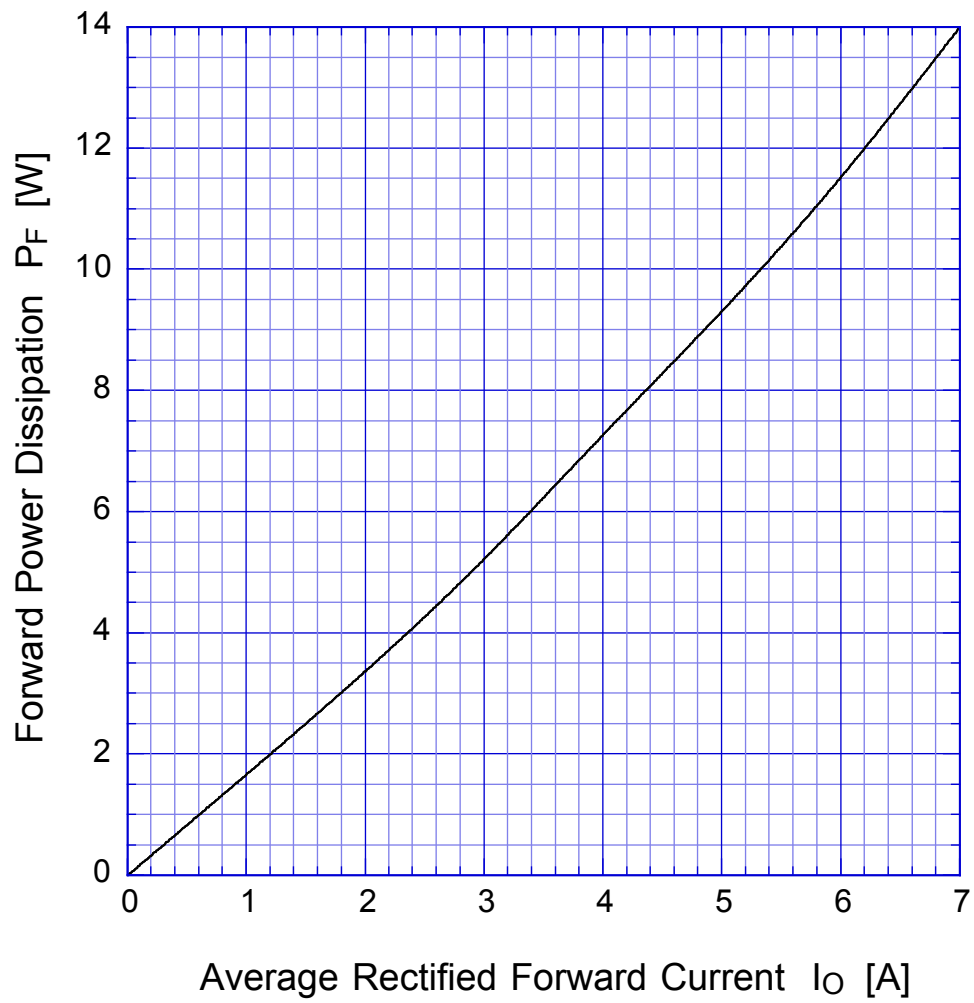
Item	Symbol	Conditions	Ratings	Unit
Forward Voltage	V _F	I _F =3.0A, Pulse measurement, Rating of per diode	Max.1.05	V
Reverse Current	I _R	V _R =V _{RM} , Pulse measurement, Rating of per diode	Max.10	μA
Thermal Resistance	j _c	junction to case With heatsink	Max.3.4	/W
	j _l	junction to lead Without heatsink	Max.5	
	j _a	junction to ambient Without heatsink	Max.26	
	cf	Case to heat-sink TOR=0.49N·m	Max.2	

U6SBAX

Forward Voltage



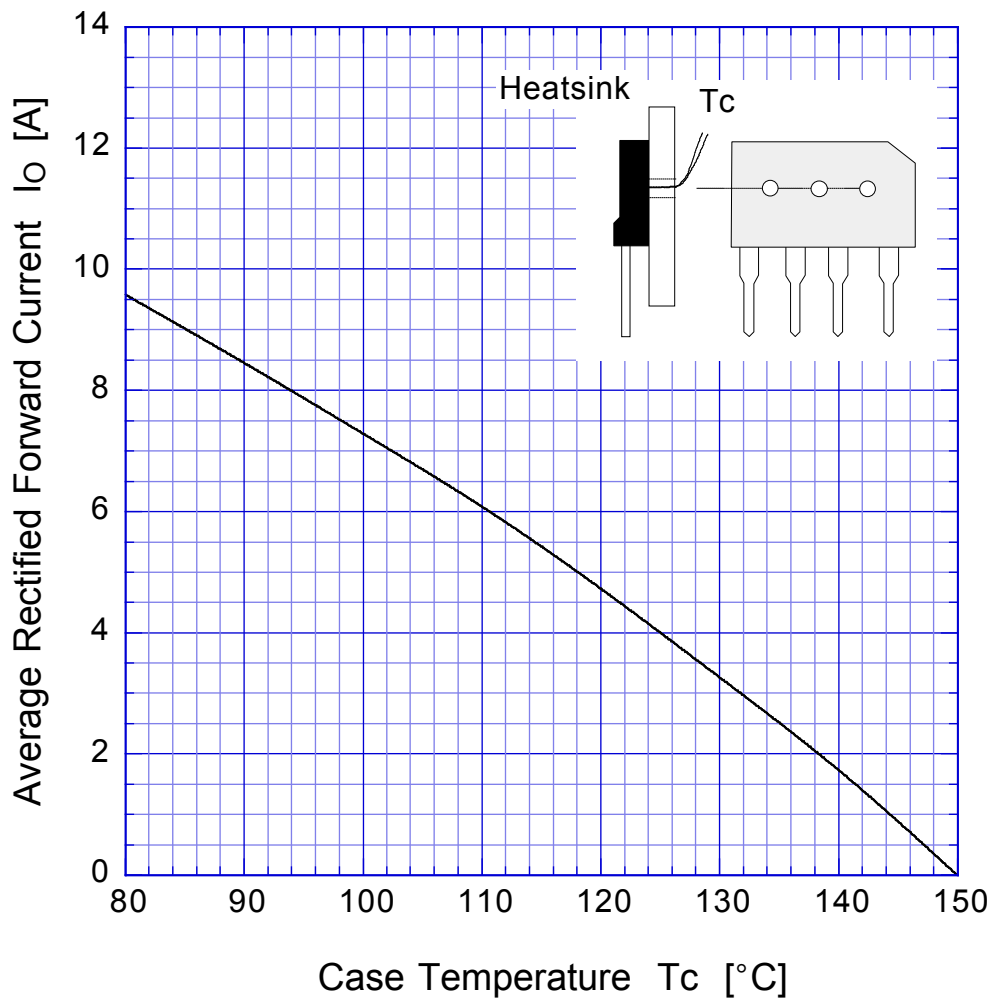
U6SBAx Forward Power Dissipation



$T_j = 150^\circ\text{C}$
Sine wave

U6SBAx

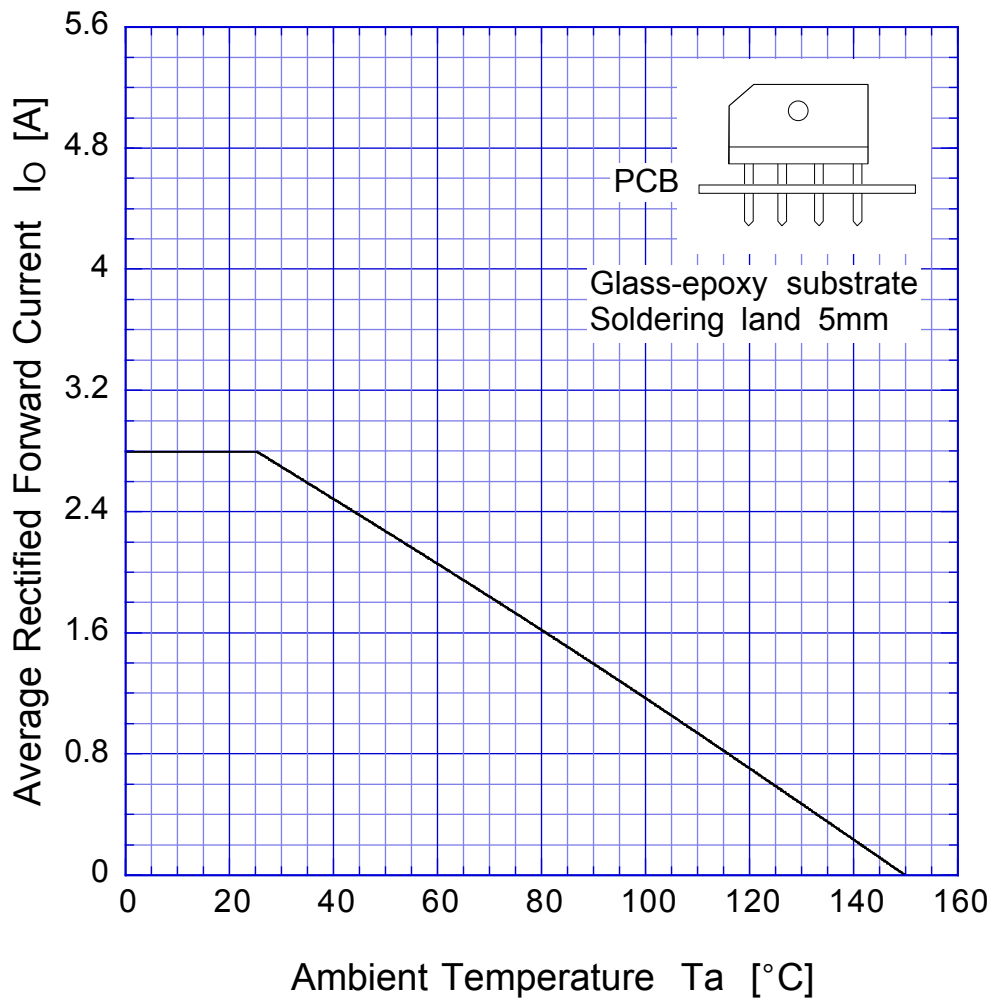
Derating Curve



Sine wave
R-load
with heatsink

U6SBAx

Derating Curve



Sine wave
R-load
Free in air

U6SBAx

Peak Surge Forward Capability

