

SHINDENGEN

General Purpose Rectifiers

Low Noise Bridges

LN1WBA60

600V 1.1A

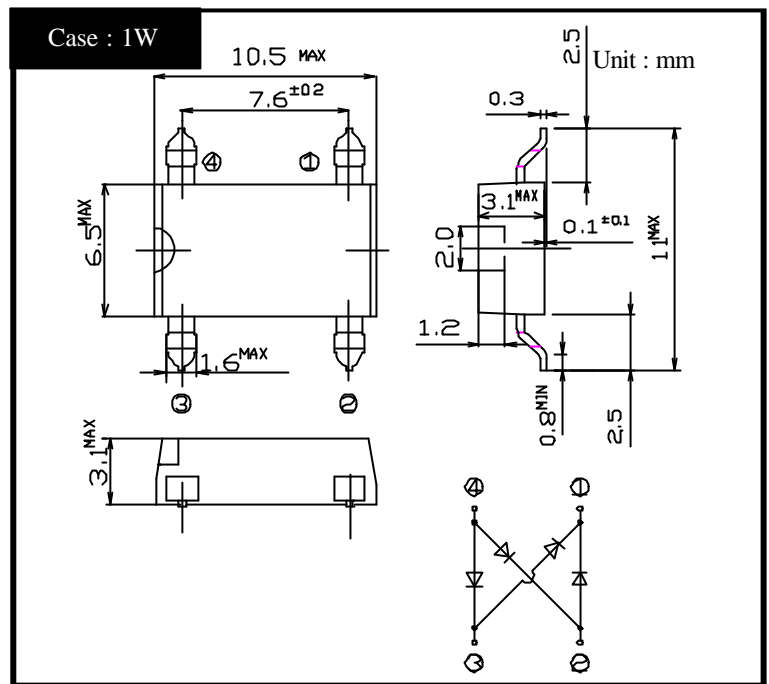
FEATURES

- Low noise
- Dual In-Line (:DIL) Package
- Applicable to Automatic Insertion

APPLICATION

- Adapter
- Switching power supply
- Home Appliances, Office Equipment,
- Telecommunication

OUTLINE DIMENSIONS



RATINGS

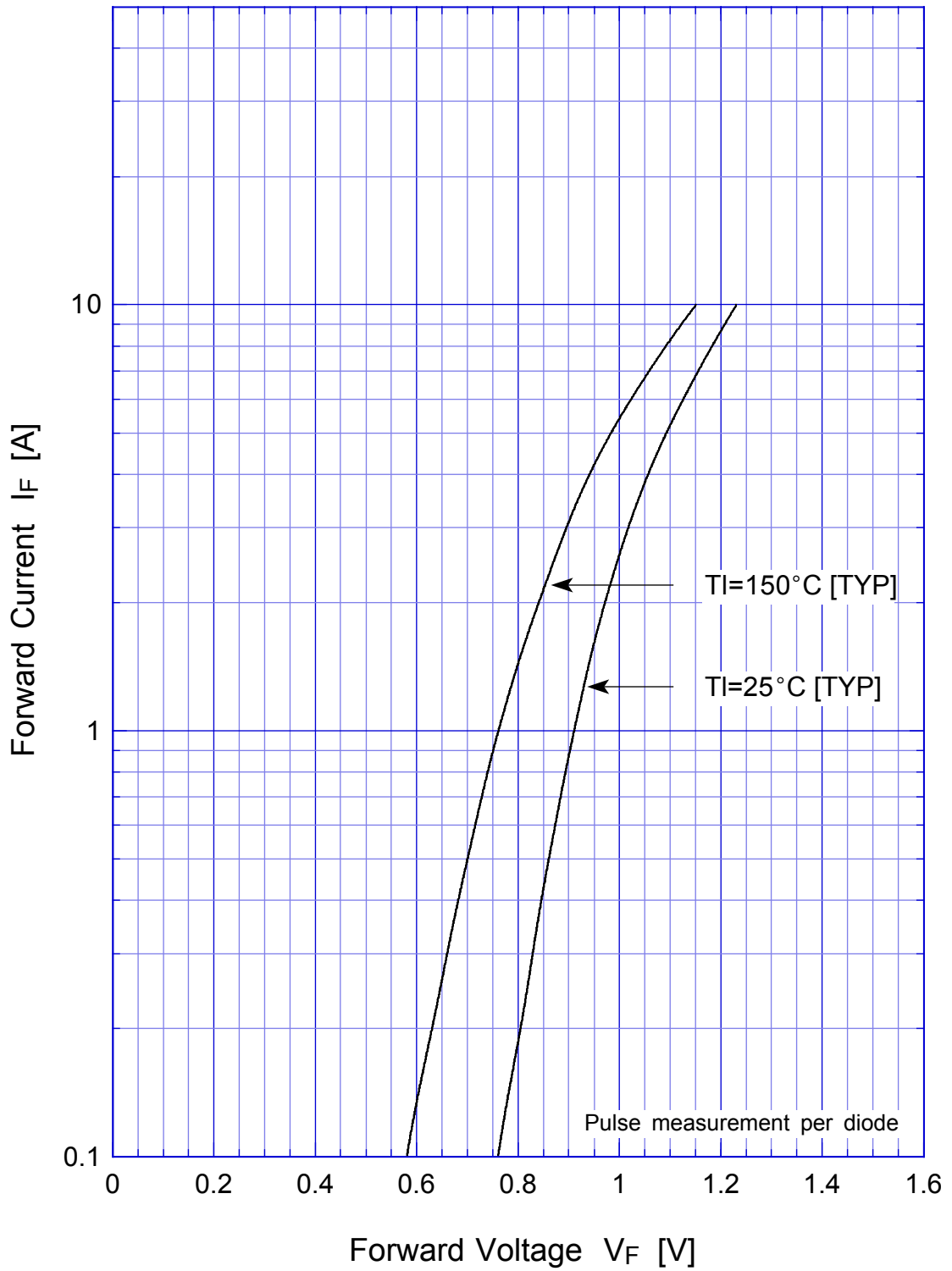
Absolute Maximum Ratings (If not specified $T_I=25$)

Item	Symbol	Conditions	Ratings	Unit
Storage Temperature	T_{stg}		-40 ~ 150	
Operating Junction Temperature	T_j		150	
Maximum Reverse Voltage	V_{RM}		600	V
Average Rectified Forward Current	I_o	50Hz sine wave, R-load, $T_a=25$	1.1	A
Peak Surge Forward Current	I_{FSM}	50Hz sine wave, Non-repetitive 1cycle peak value, $T_j=25$	50	A
Current Squared Time	I^2t	1ms $t < 10ms$ $T_j=25$	6	A ² s

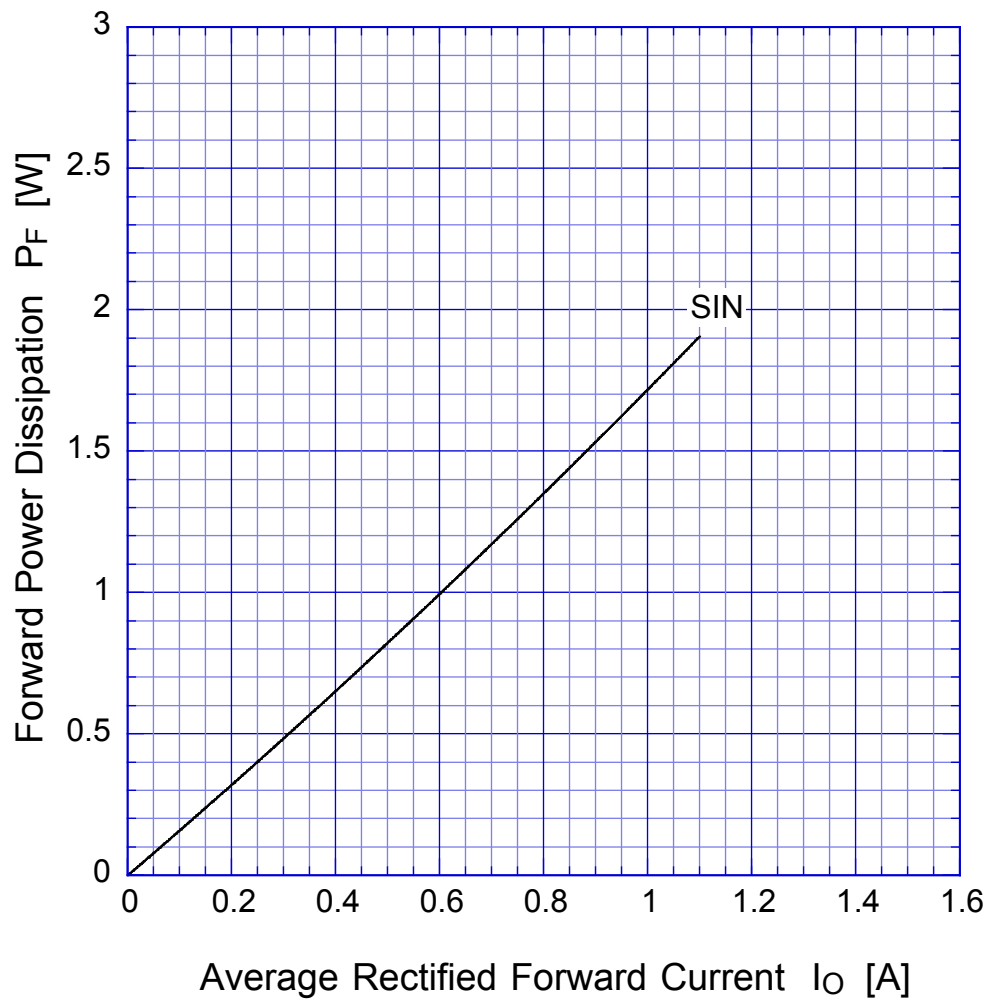
Electrical Characteristics (If not specified $T_I=25$)

Item	Symbol	Conditions	Ratings	Unit
Forward Voltage	V_F	$I_F=0.55A$ Pulse measurement, Rating of per diode	Max. 1	V
Reverse Current	I_R	$V_R=V_{RM}$ Pulse measurement, Rating of per diode	Max. 10	μA
Reverse Recovery Time	t_{rr}	$I_F=0.1A$, $I_R=0.1A$, Rating of per diode	Max.5	μs
Thermal Resistance	θ_{jl}	junction to lead	Max.10	/W
	θ_{ja}	junction to ambient	Max.65	

LN1WBA60 Forward Voltage



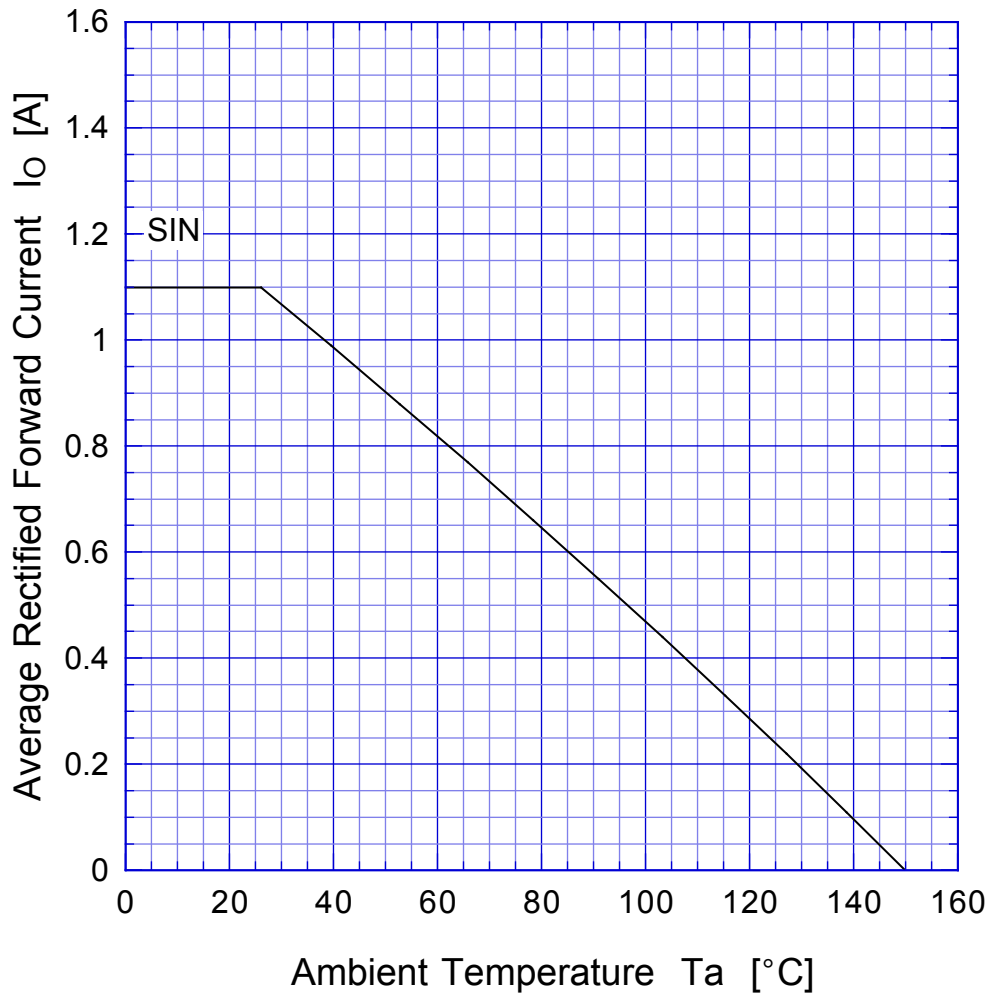
LN1WBA60 Forward Power Dissipation



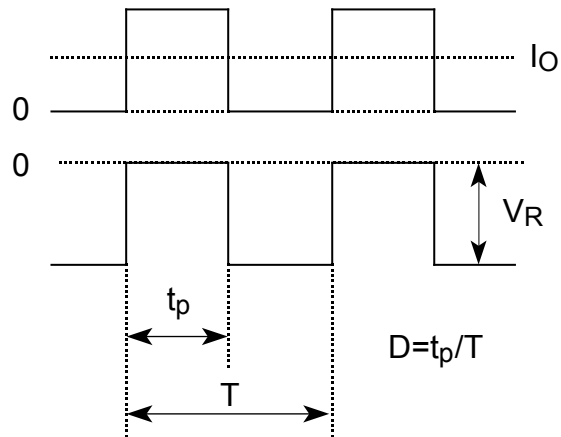
$T_j = 150^\circ\text{C}$
Sine wave

LN1WBA60

Derating Curve



$V_R = 600V$



LN1WBA60 Peak Surge Forward Capability

