

SHINDENGEN

General Purpose Rectifiers

Single

D2F20

200V 1.4A

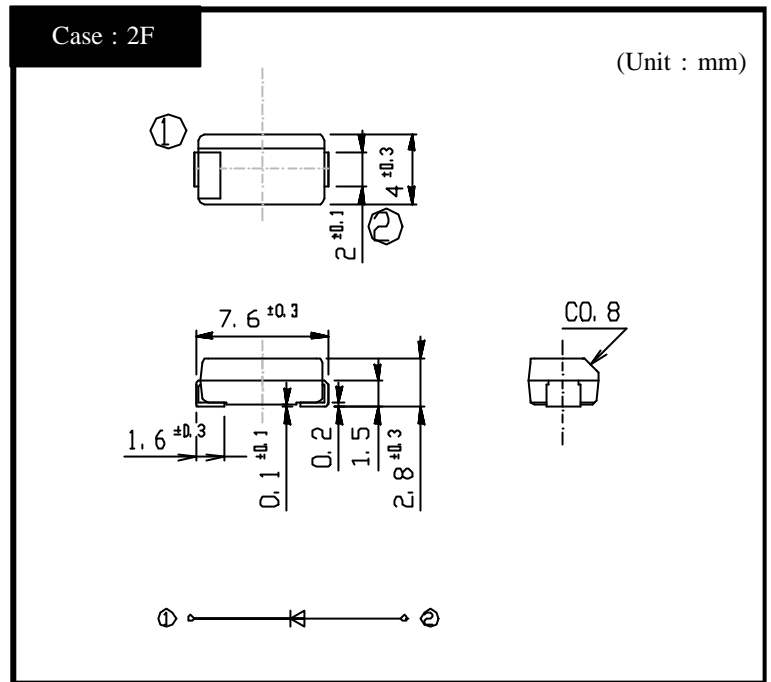
FEATURES

High reliability with superior moisture resistance
Applicable to Automatic Insertion

APPLICATION

Conventional Rectification
Power source(Power Supply)
Home Appliances, Office Equipment
Telecommunication, Factory Automation

OUTLINE DIMENSIONS



RATINGS

Absolute Maximum Ratings (If not specified $T_I=25$)

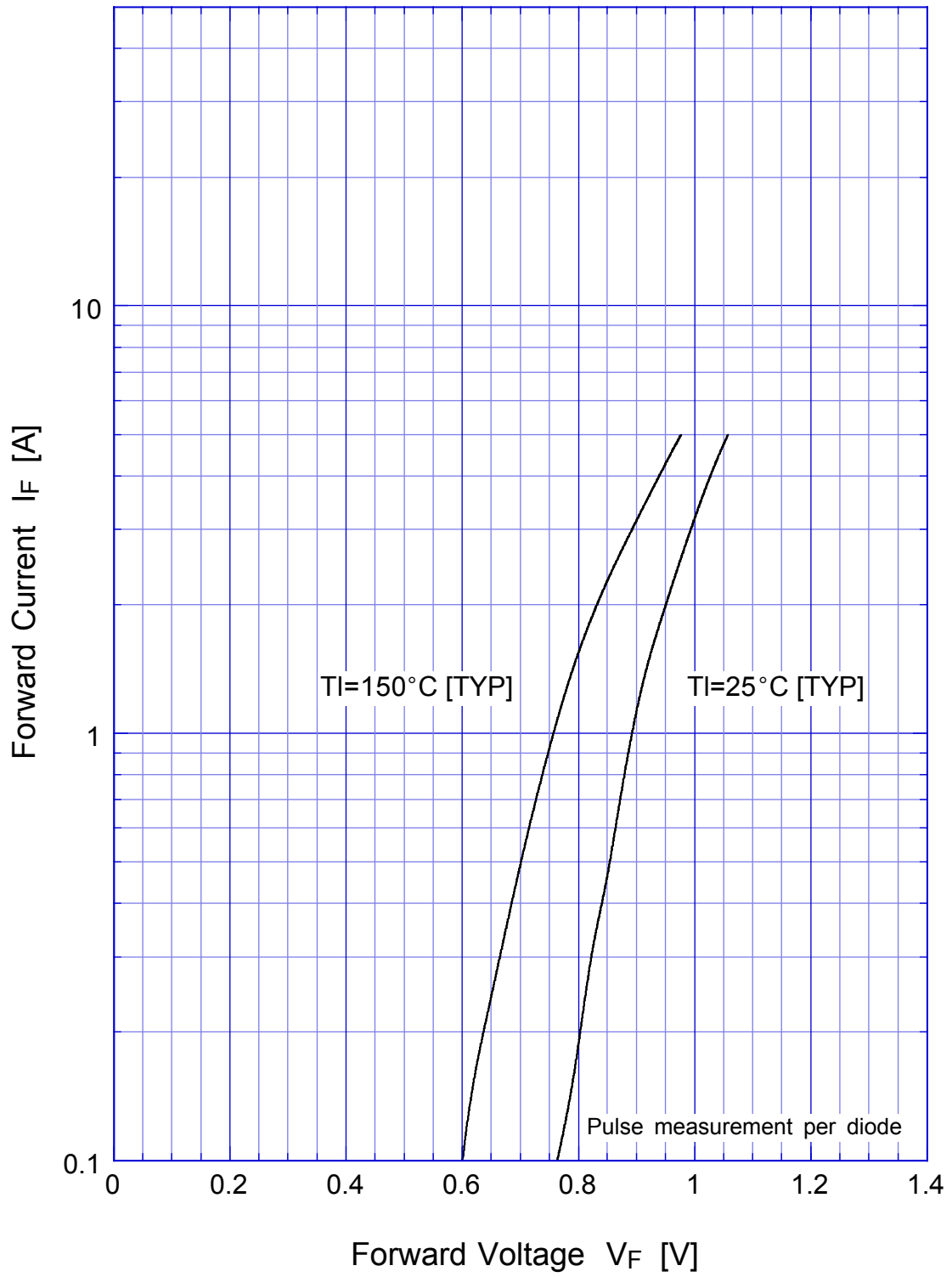
Item	Symbol	Conditions	Ratings	Unit
Storage Temperature	T_{stg}		-55 ~ 150	
Operating Junction Temperature	T_j		150	
Maximum Reverse Voltage	V_{RM}		200	V
Average Rectified Forward Current	I_o	50Hz sine wave, R-load, $T_a=25$ On alumina substrate	1.4	A
		50Hz sine wave, R-load, $T_a=25$ On glass-epoxy substrate	1.1	
Peak Surge Forward Current	I_{FSM}	50Hz sine wave, Non-repetitive 1 cycle peak value, $T_j=25$	60	A

Electrical Characteristics (If not specified $T_I=25$)

Item	Symbol	Conditions	Ratings	Unit
Forward Voltage	V_F	$I_F=1.4A$, Pulse measurement	Max.1.05	V
Reverse Current	I_R	$V_R=V_{RM}$, Pulse measurement	Max.10	μA
Thermal Resistance	θ_l	junction to lead	Max.24	/W
		junction to ambient, On alumina substrate	Max.90	
	θ_a	junction to ambient, On glass-epoxy substrate	Max.120	

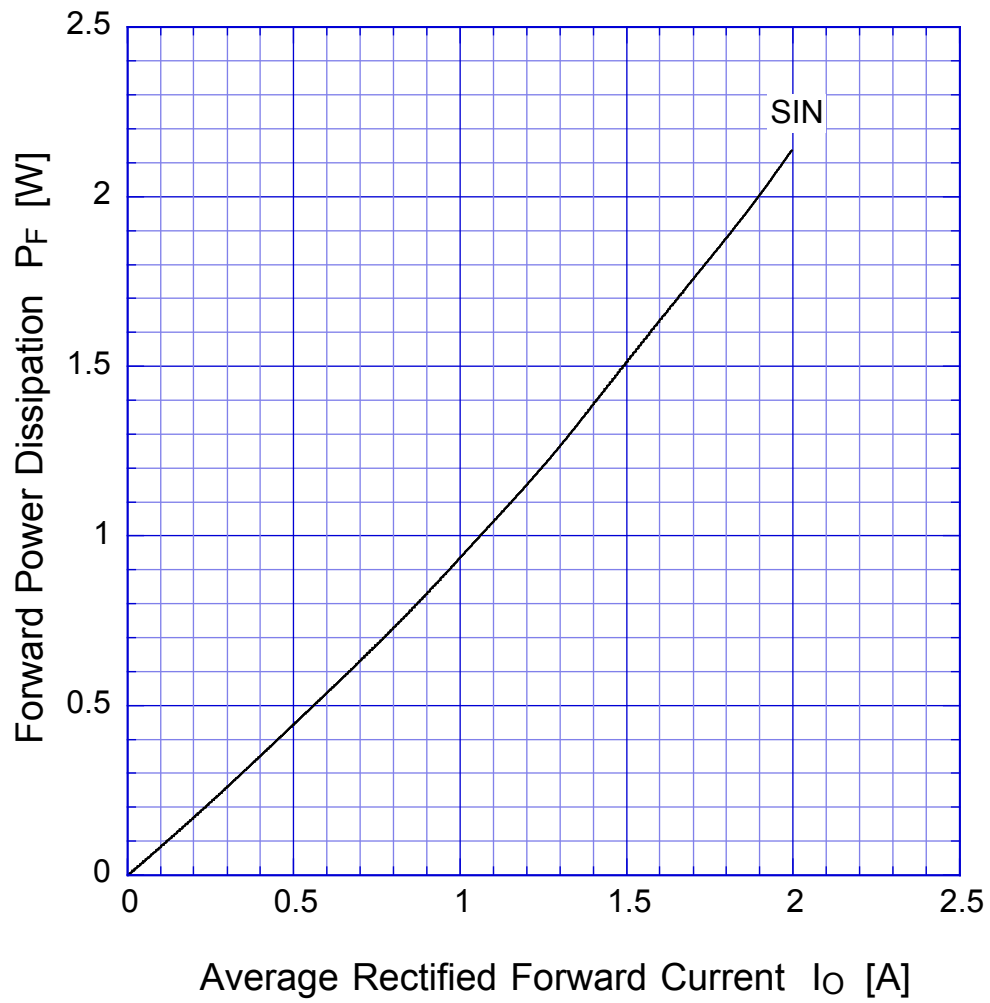
D2Fx

Forward Voltage



D2Fx

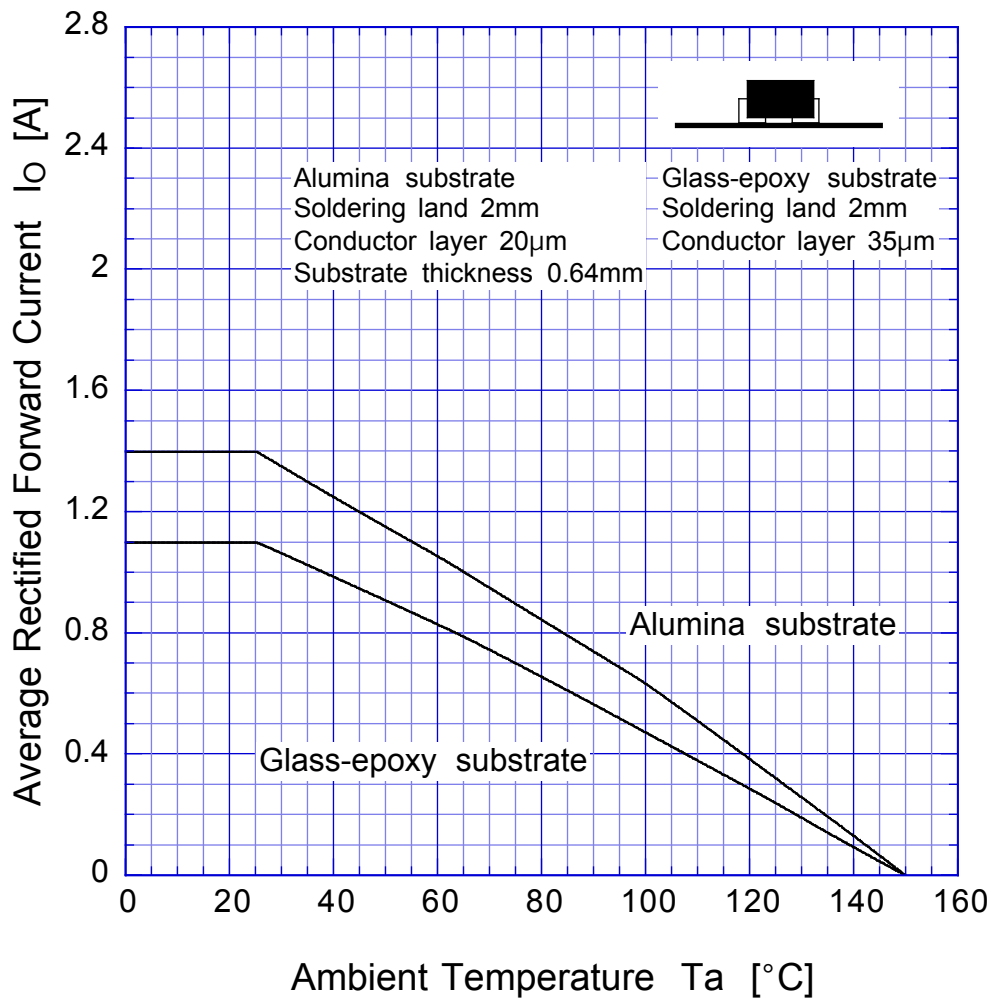
Forward Power Dissipation



$T_j = 150^\circ\text{C}$
Sine wave

D2Fx

Derating Curve



Sine wave
R-load
Free in air

D2Fx

Peak Surge Forward Capability

