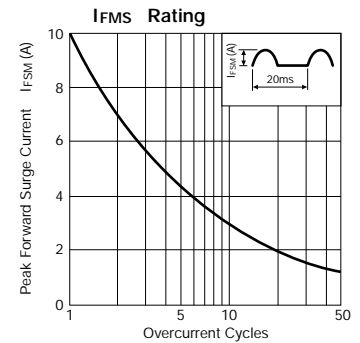
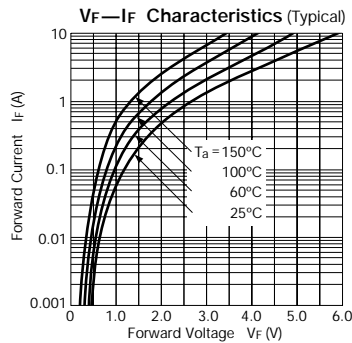
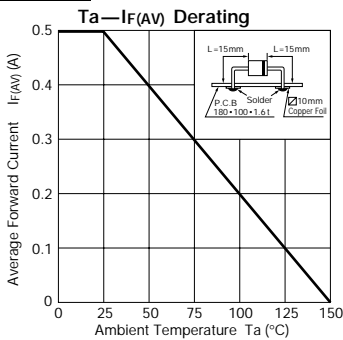


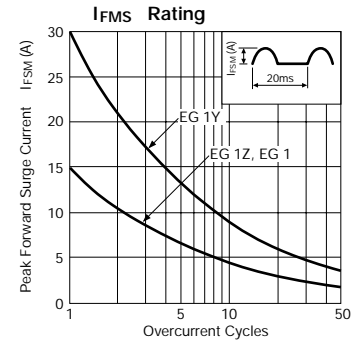
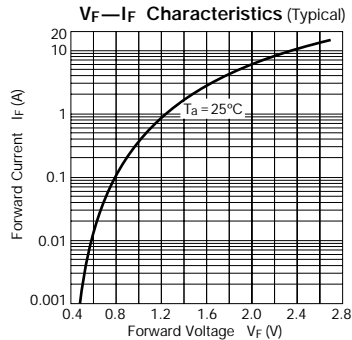
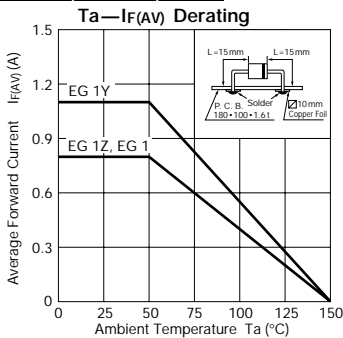
Ultra-Fast-Recovery Rectifier Diodes

Parameter Type No.	Absolute Maximum Ratings					Electrical Characteristics (Ta=25°C)							Others			
	V _{RM} (V)	I _{F(AV)} (A)	I _{FSM} (A)	T _J (°C)	T _{stg} (°C)	V _F (V)		I _R (mA)	I _{R(H)} (mA)	t _{rr} ① (ns)	t _{rr} ② (ns)	R _{th(j-ℓ)} (°C/W)	Mass (g)	Fig.		
						max	I _F (A)								V _R =V _{RM} max	V _R =V _{RM} Ta=100°C max
EG01C	1000	0.5	10	-40 to +150		3.3	0.5	0.05	0.5	100	100/100	50	100/200	20	0.2	Ⓐ
EG 1Y	70	1.1	30			1.2	1.1	0.1								
EG 1Z	200	0.8	15			1.7	0.8	0.05	0.3							
EG 1	400					1.8										
EG 1A	600	0.6	10			2.0	0.6	0.1	0.5							

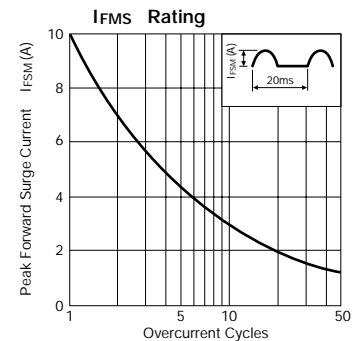
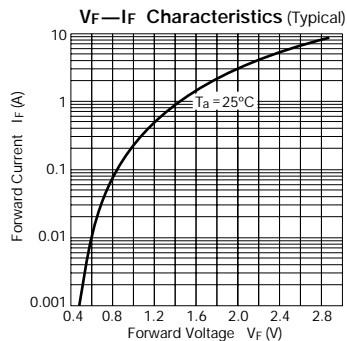
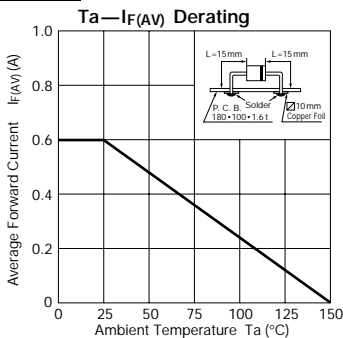
EG01C



EG 1Y, EG 1Z, EG 1



EG 1A



External Dimensions

(Unit: mm)

Flammability:
UL94V-0 or Equivalent

