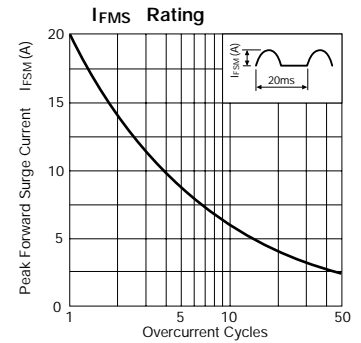
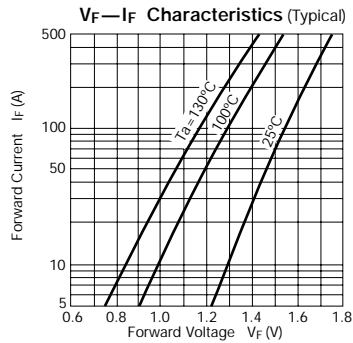
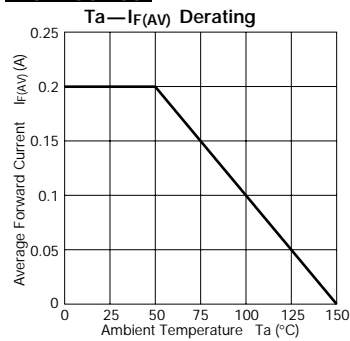


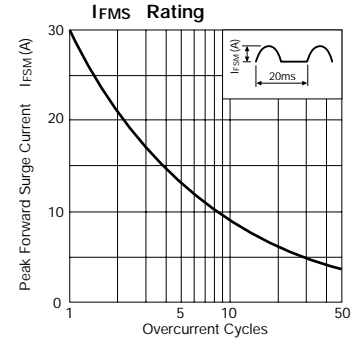
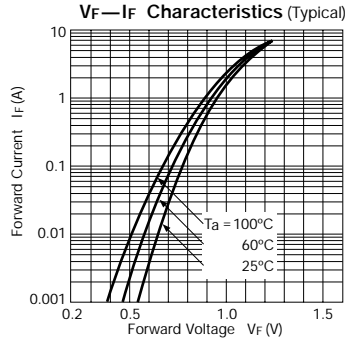
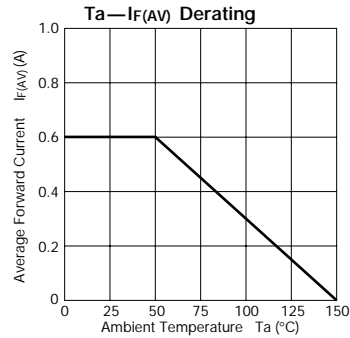
Fast-Recovery Rectifier Diodes

| Type No. | Parameter | Absolute Maximum Ratings | | | | | Electrical Characteristics (Ta=25°C) | | | | | | | Others | |
|----------|-----------|--------------------------|------------|--|---------|-----------|--------------------------------------|--------|-----------------------|-----------------------------------|--------------------------|--------------------------|-----------------|----------|------|
| | | VRM (V) | IF(AV) (A) | IFSM (A) 50Hz Half-cycle Sinewave Single Shot | TJ (°C) | Tstg (°C) | VF (V) | | IR (μA) VR=VRM max | IR(H) (μA) VR=VRM Ta=150°C max | trr① (μs) IF/IRP (mA) | trr② (μs) IF/IRP (mA) | Rth(j-ℓ) (°C/W) | Mass (g) | Fig. |
| | | | | | | | max | IF (A) | | | | | | | |
| RC 2 | 2000 | 0.2 | 20 | -40 to +150 | 2.0 | 0.2 | 10 | 300 | 4.0 | 10/10 | 1.3 | 10/20 | 15 | 0.4 | Ⓐ |
| EH 1Z | 200 | 0.6 | 30 | | 1.35 | 0.6 | 10 | 200 | 4.0 | 10/10 | 1.3 | 10/20 | 20 | 0.3 | Ⓑ |
| EH 1 | 400 | | | | 1.3 | 0.6 | 5 | 70 | 4.0 | 10/10 | 1.3 | 10/20 | 15 | 0.4 | Ⓐ |
| EH 1A | 600 | | | | | | | | | | | | | | |
| RH 1Z | 200 | 0.6 | 35 | | 1.3 | 0.6 | 5 | 70 | 4.0 | 10/10 | 1.3 | 10/20 | 15 | 0.4 | Ⓐ |
| RH 1 | 400 | | | | | | | | | | | | | | |
| RH 1A | 600 | | | | | | | | | | | | | | |
| RH 1B | 800 | | | | | | | | | | | | | | |
| RH 1C | 1000 | | | | | | | | | | | | | | |

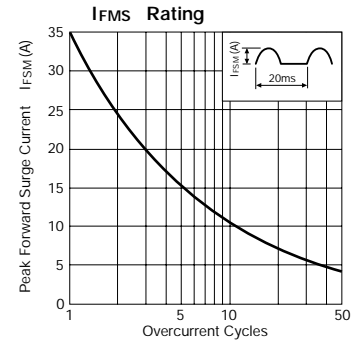
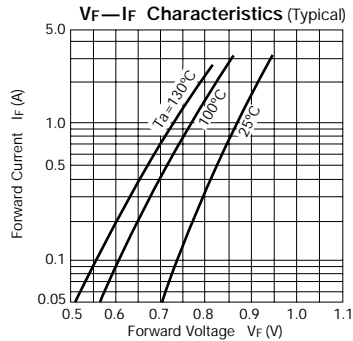
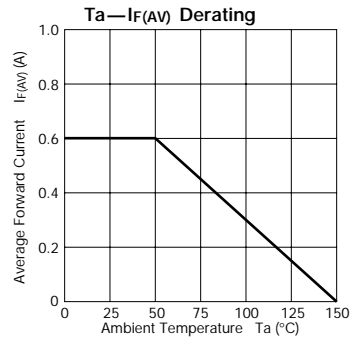
RC 2 series



EH 1 series



RH 1 series



External Dimensions

(Unit: mm)

Flammability:
UL94V-0 or Equivalent

