

Schottky Barrier Diodes 20V

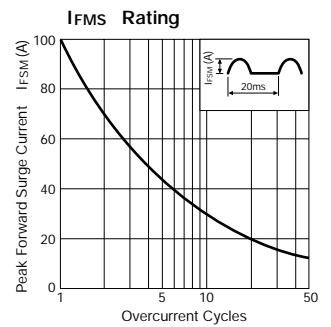
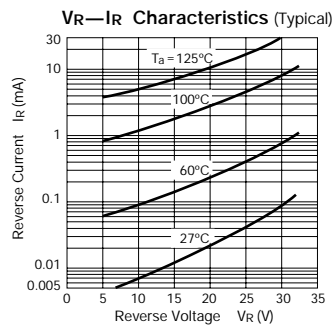
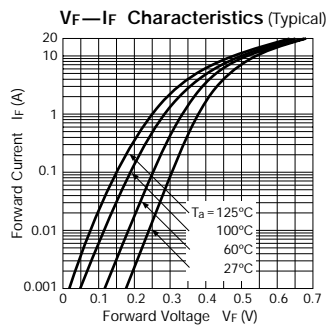
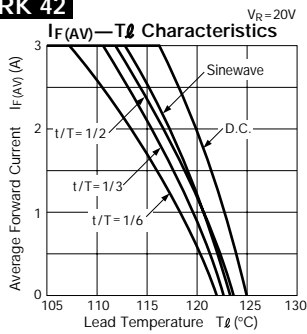
Parameter Type No.	Absolute Maximum Ratings					Electrical Characteristics (Ta = 25°C)						Others	
	V _{RM} (V)	I _{F(AV)} (A)	I _{FSM} (A)	T _J (°C)	T _{stg} (°C)	V _F (V)		I _R (mA)	I _{R(H)} (mA)	t _{rr} (ns)	R _{th(j-ø)} (°C/W)	Mass (g)	Fig.
						max	I _F (A)	V _R = V _{RM} max	V _R = V _{RM} Ta = 100°C max				
EK 02 *	20	1.0	40	-40 to +150	0.47	1.0	0.25	10	100	100/100	20.0	0.3	Ⓐ
EK 12 *		2.0	60			2.0	0.5	20		17.0	0.3	Ⓑ	
RK 42		3.0	100			3.0	1.00	20		500/500	8.0	1.2	Ⓒ

* Under development

EK 02

EK 12

RK 42



External Dimensions (Unit: mm)

Flammability:
UL94V-0 or Equivalent

Fig. Ⓐ

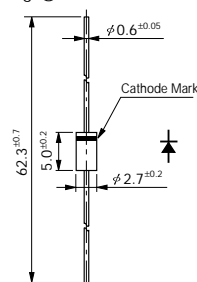


Fig. Ⓑ

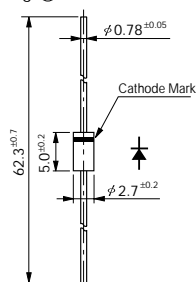


Fig. Ⓒ

