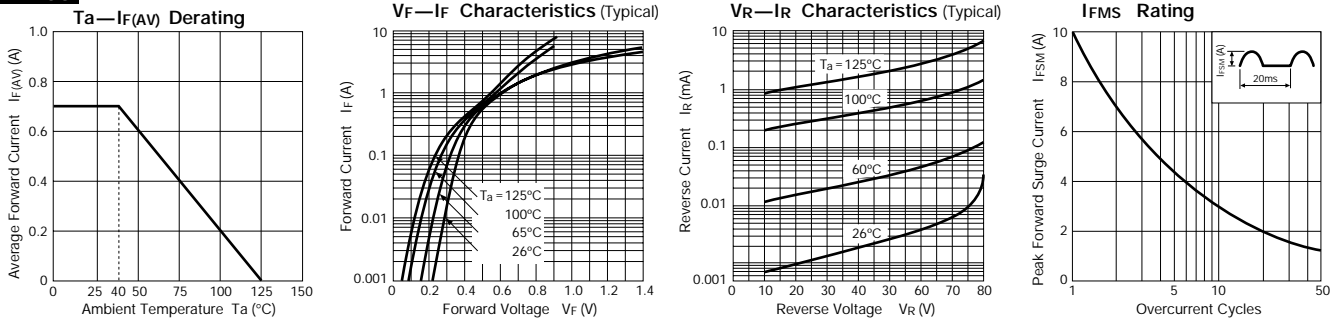


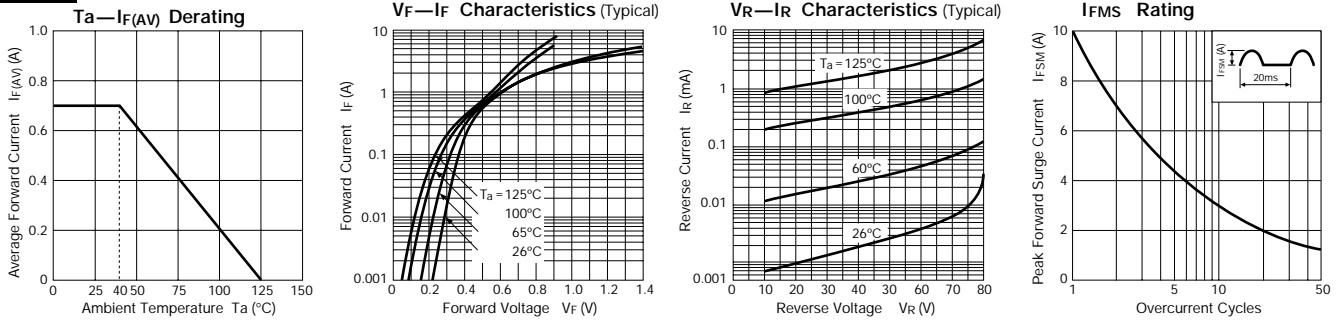
Schottky Barrier Diodes 60V

Type No.	Parameter	Absolute Maximum Ratings					Electrical Characteristics (Ta = 25°C)					Others																							
		VRM (V)	IF(AV) (A)	IFSM (A) 50Hz Half-cycle Sinewave Single Shot	TJ (°C)	Tstg (°C)	VF (V) max	IR (mA)	IR (H) (mA) VR = VRM max	Irr (ns) IF/IRP (mA)	Rth(j-ℓ) (°C/W)	Mass (g)	Fig.																						
														max	IF (A)	VR = VRM max	VR = VRM Ta = 100°C max	100/100																	
AK 06	60	0.7	10	-40 to +150	0.62	0.7	1.0	7.5	100	100/100	22.0	0.13	Ⓐ																						
EK 06													Ⓑ																						
EK 16													1.5	25	15	100	1.5	2.0	20	100	100/100	17.0	0.3	Ⓒ											
RK 16																								Ⓓ											
RK 36																								2.0	40	15	100	2.0	3.0	35	100	100/100	12.0	0.6	Ⓔ
RK 46																																			Ⓕ
	3.5	70											Ⓖ																						

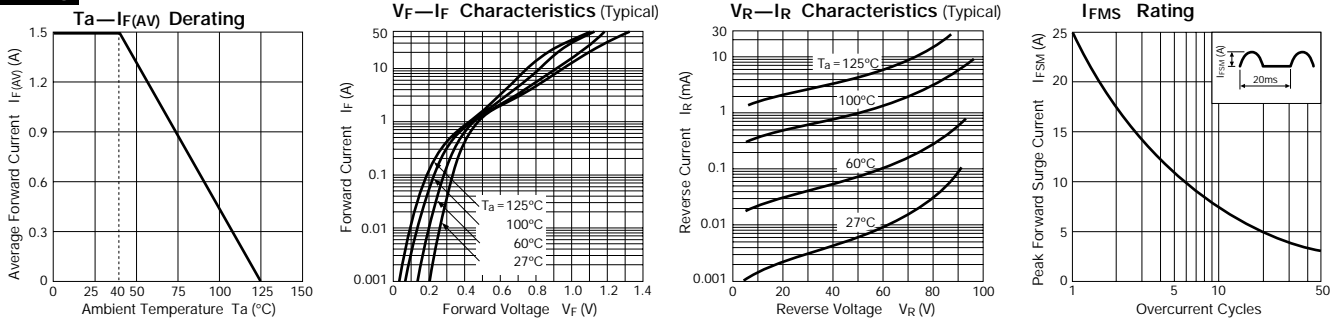
AK 06



EK 06

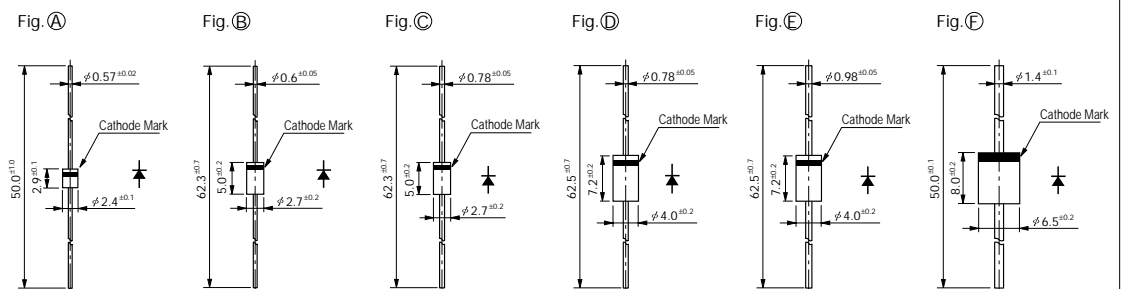


EK 16

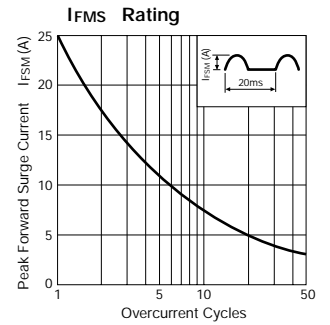
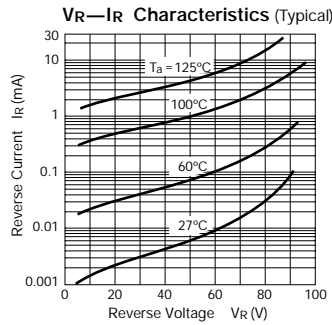
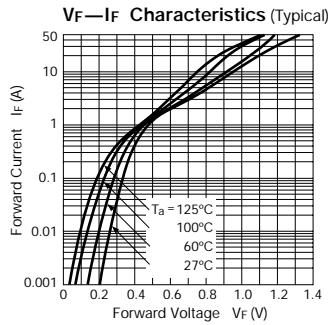
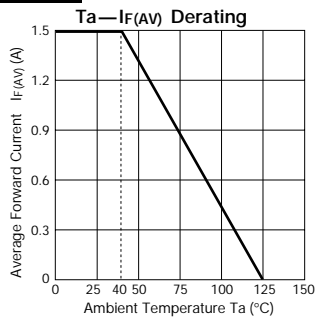


External Dimensions (Unit: mm)

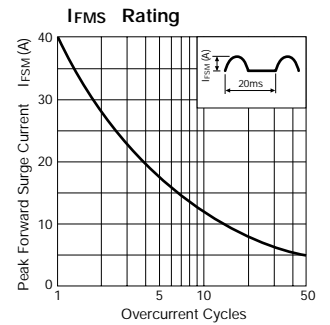
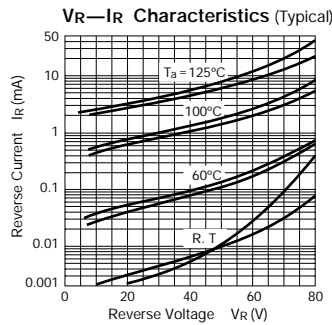
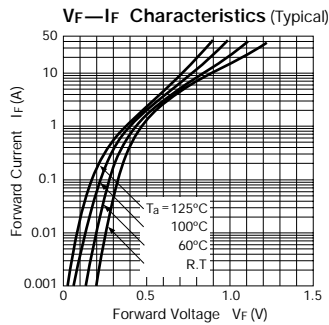
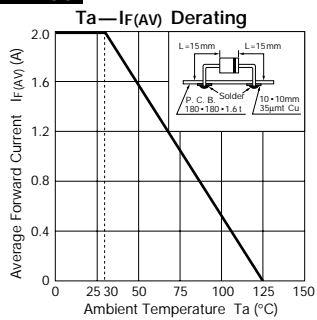
Flammability:
UL94V-0 or Equivalent



RK 16



RK 36



RK 46

