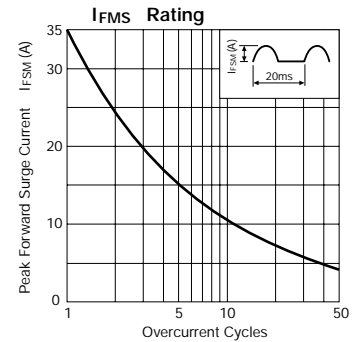
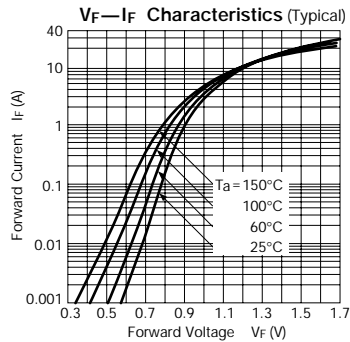
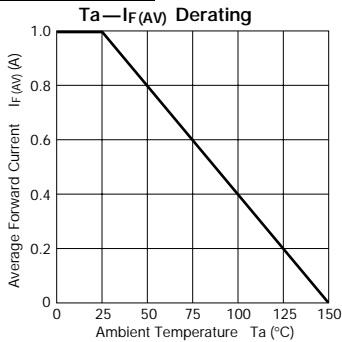


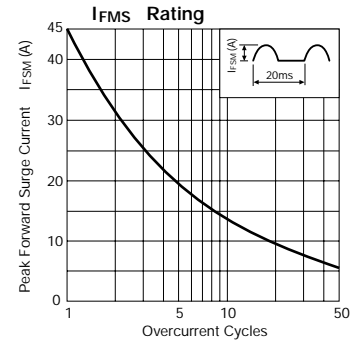
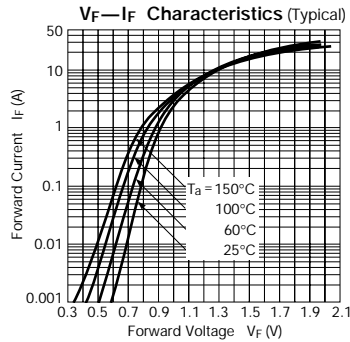
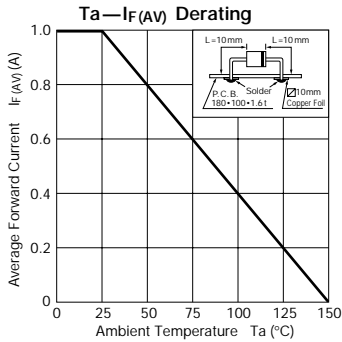
Rectifier Diodes

Type No.	Parameter	Absolute Maximum Ratings					Electrical Characteristics (Ta = 25°C)					Others	
		V _{RM} (V)	I _{F(AV)} (A)	I _{F(SM)} (A)	T _J (°C)	T _{stg} (°C)	V _F (V)		I _R (μA)	I _{R(H)} (μA)	R _{th(j-ℓ)} (°C/W)	Mass (g)	Fig.
				50Hz Half-cycle Sinewave Single Shot			max	I _F (A)	V _R = V _{RM} max	V _R = V _{RM} Ta = 100°C max			
AM01Z	200	1.0	35	-40 to +150	0.98	1.0	10	50	22	0.13	Ⓐ		
AM01	400												
AM01A	600												
EM01Z	200	1.0	45		0.97	1.0	10	50	20	0.2	Ⓑ		
EM01	400												
EM01A	600												
EM 1Y	100	1.0	45		0.97	1.0	20	100	17	0.3	Ⓒ		
EM 1Z	200												
EM 1	400												
EM 1A	600												
EM 1B	800												
EM 1C	1000												

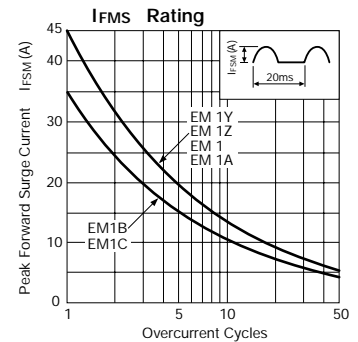
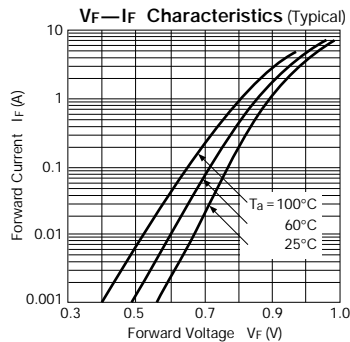
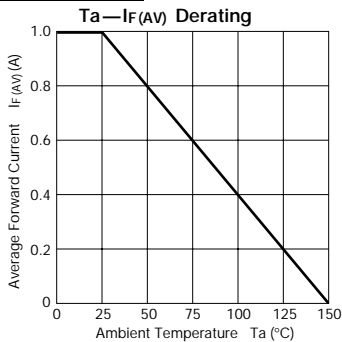
AM01 series



EM01 series



EM 1 series



External Dimensions

(Unit: mm)

Flammability:
UL94V-0 or Equivalent

