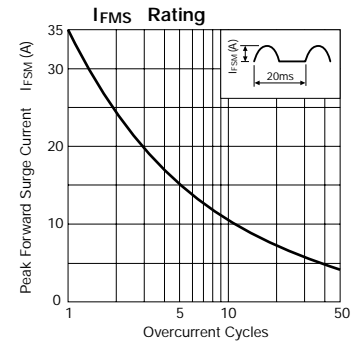
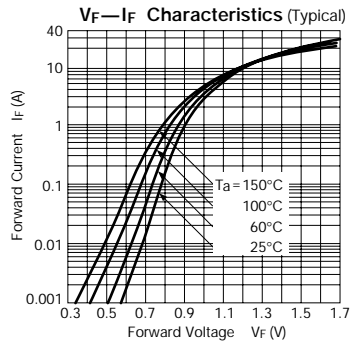
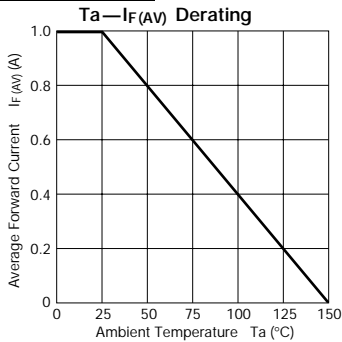


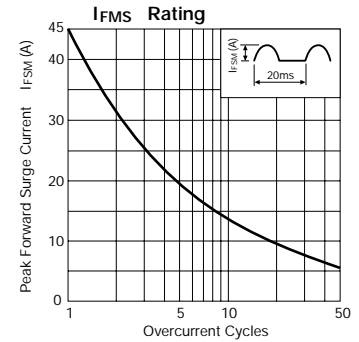
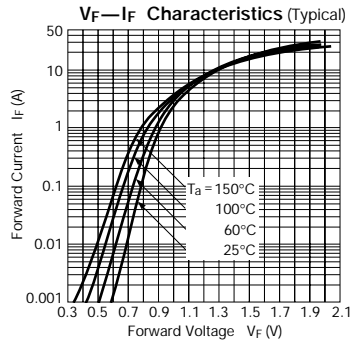
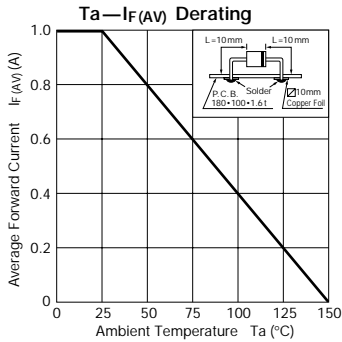
Rectifier Diodes

Type No.	Parameter	Absolute Maximum Ratings				Electrical Characteristics (Ta = 25°C)				Others				
		V _{RM} (V)	I _{F(AV)} (A)	I _{F(SM)} (A) 50Hz Half-cycle Sinewave Single Shot	T _J (°C)	T _{stg} (°C)	V _F (V)		I _R (μA)	I _{R(H)} (μA) V _R = V _{RM} Ta = 100°C max	R _{th(j-ℓ)} (°C/W)	Mass (g)	Fig.	
							max	I _F (A)						
AM01Z	200	1.0	35	-40 to +150	0.98	1.0	10	50	22	0.13	Ⓐ			
AM01	400													
AM01A	600													
EM01Z	200	1.0	45		0.97	1.0			20	100		17	0.3	Ⓑ
EM01	400													
EM01A	600													
EM 1Y	100	1.0	45		0.97	1.0	20	100	17	0.3	Ⓒ			
EM 1Z	200													
EM 1	400													
EM 1A	600													
EM 1B	800													
EM 1C	1000													

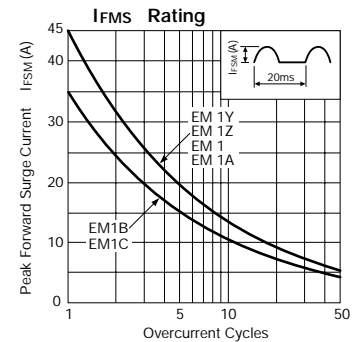
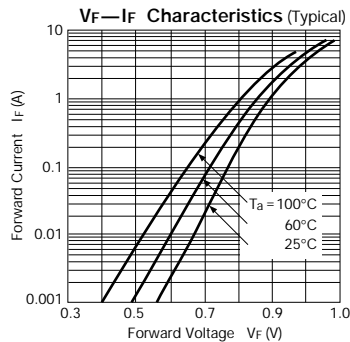
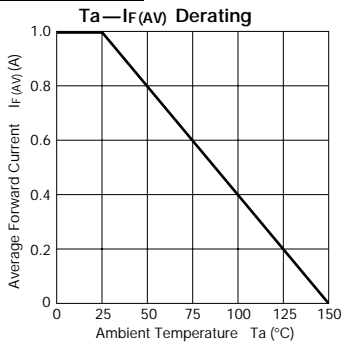
AM01 series



EM01 series



EM 1 series



External Dimensions

(Unit: mm)

Flammability:
UL94V-0 or Equivalent

