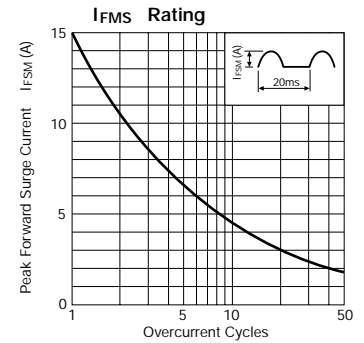
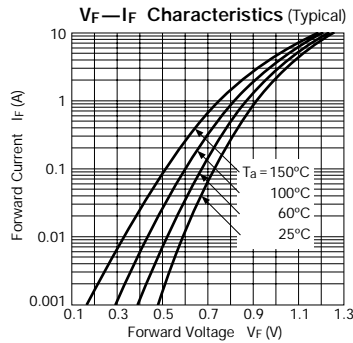
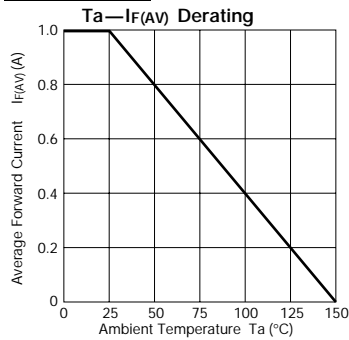


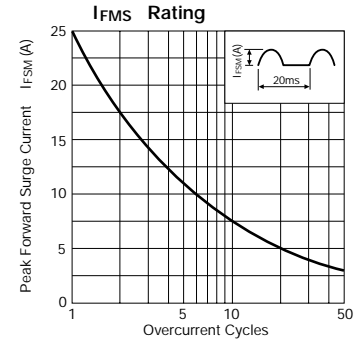
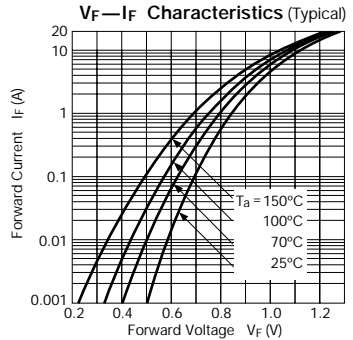
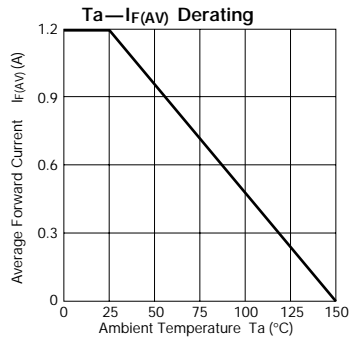
# Fast-Recovery Rectifier Diodes

| Type No. | Parameter | Absolute Maximum Ratings |            |   |             |           | Electrical Characteristics (Ta=25°C) |        |         |                                       |              |             |              | Others |                  |          |
|----------|-----------|--------------------------|------------|---|-------------|-----------|--------------------------------------|--------|---------|---------------------------------------|--------------|-------------|--------------|--------|------------------|----------|
|          |           | VRM (V)                  | IF(AV) (A) | IFSM (A)<br>50Hz Half-cycle Sinewave<br>Single Shot | TJ (°C)     | Tstg (°C) | VF (V)                               |        | IR (μA) | IR (H) (μA)<br>VR=VRM<br>Ta=100°C max | trr (1) (μs) |             | trr (2) (μs) |        | Rth (j-ℓ) (°C/W) | Mass (g) |
|          |           |                          |            |   |             |           | max                                  | IF (A) |         |                                       | IF/IRP (mA)  | IF/IRP (mA) |              |        |                  |          |
| EU 2Z    |           | 200                      | 1.0        | 15  | -40 to +150 | 1.4       | 1.0                                  | 10     | 300     | 0.4                                   | 10/10        | 0.18        | 10/20        | 17     | 0.3              | Ⓐ        |
| EU 2     | 400       |                          |            |   |             |           |                                      |        |         |                                       |              |             |              |        |                  |          |
| EU 2A    | 600       |                          |            |   |             |           |                                      |        |         |                                       |              |             |              |        |                  |          |
| EU 2YX   |           | 100                      | 1.2        | 25  |             | 0.9       | 1.2                                  | 0.2    | 0.08    | Ⓑ                                     |              |             |              |        |                  |          |
| RF 1Z    |           | 200                      | 0.6        | 15  |             | 2.0       | 0.6                                  | 10     | 200     |                                       | 0.4          | 10/10       | 0.18         | 10/20  | 15               |          |
| RF 1     |           | 400                      |            |   |             |           |                                      |        |         |                                       |              |             |              |        |                  |          |
| RF 1A    |           | 600                      |            |   |             |           |                                      |        |         |                                       |              |             |              |        |                  |          |
| RF 1B    |           | 800                      |            |   |             |           |                                      |        |         |                                       |              |             |              |        |                  |          |

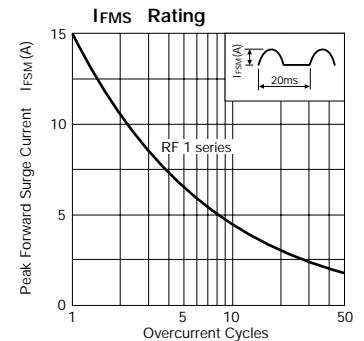
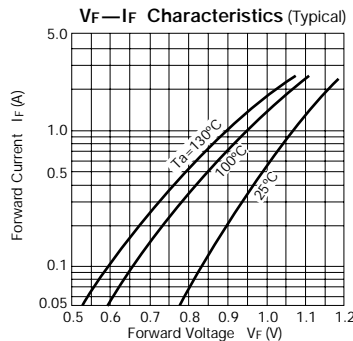
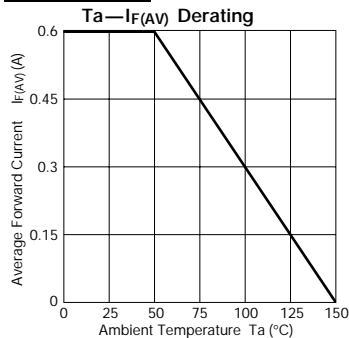
## EU 2 series



## EU 2YX



## RF 1 series



## External Dimensions

(Unit: mm)

Flammability:  
UL94V-0 or Equivalent

