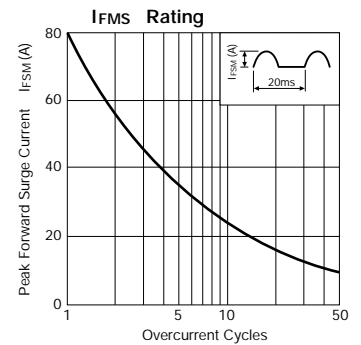
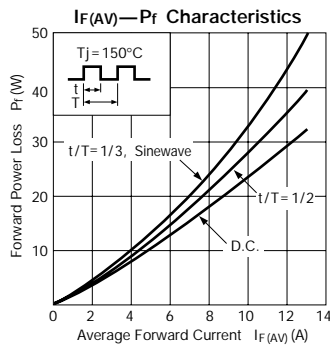
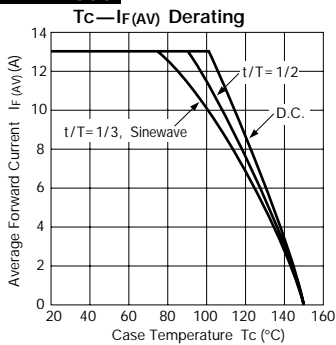


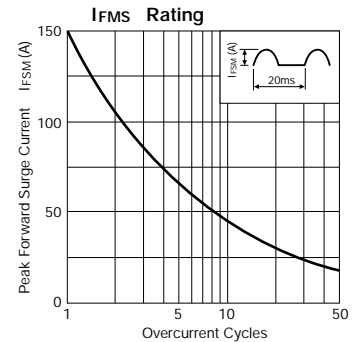
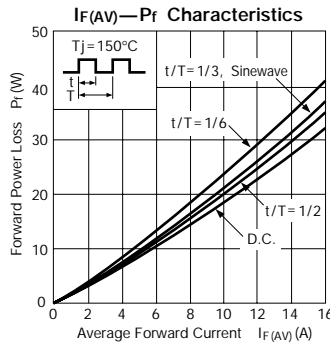
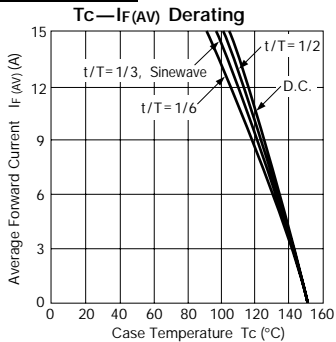
Bridge Diodes

Type No.	Parameter	Absolute Maximum Ratings					Electrical Characteristics (Ta=25°C)				Others		
		V _{RM} (V)	I _{F(AV)} (A) With Heatsink	I _{FSM} (A)	T _J (°C)	T _{stg} (°C)	V _F (V)		I _R (μA)	I _{R(H)} (μA)	R _{th(j-c)} (°C/W)	Mass (g)	Fig.
				50Hz Half-cycle Sinewave Single Shot			max per element	I _F (A)	V _R =V _{RM} max per element	V _R =V _{RM} , T _J =100°C max per element			
RBV-1306	600	13	80	-40 to +150		1.2	6.5	10	100	1.5	6.45	Ⓐ	
RBV-1506S		15	150			1.1	7.5						
RBV-1506		200	1.05			12.5	50	200					
RBV-2506		25	350										

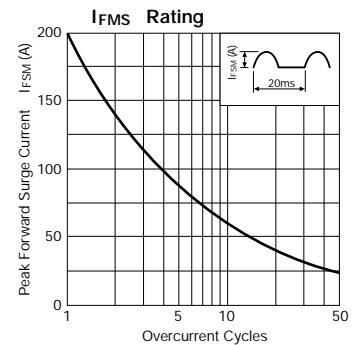
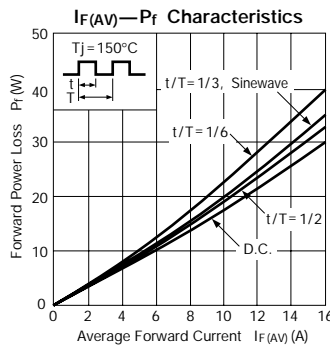
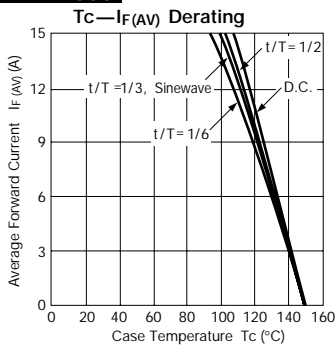
RBV-1306



RBV-1506S



RBV-1506

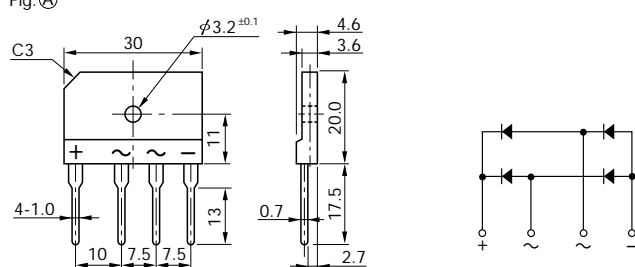


External Dimensions

(Unit: mm)

Flammability:
UL94V-0 or Equivalent

Fig. Ⓐ



RBV-2506

