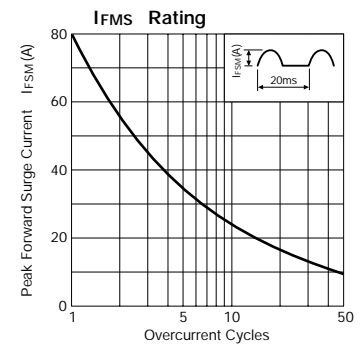
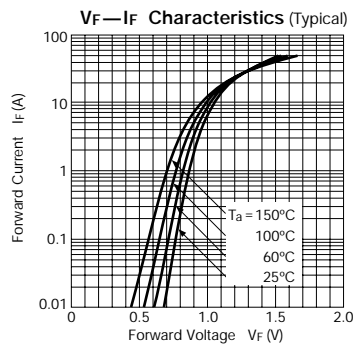
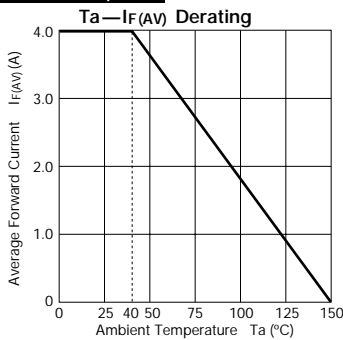


# Bridge Diodes

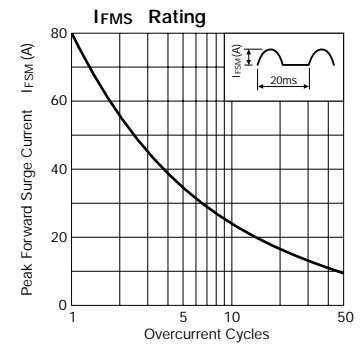
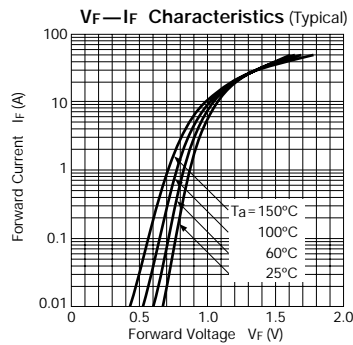
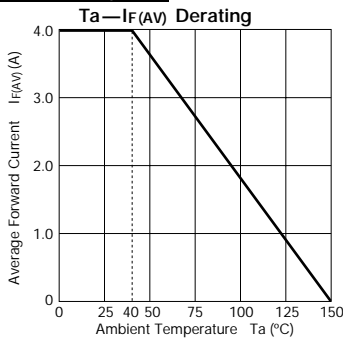
Type No.	Parameter	Absolute Maximum Ratings					Electrical Characteristics (Ta=25°C)				Others	
		V <sub>RM</sub> (V)	I <sub>F(AV)</sub> (A) With Heatsink	I <sub>FSM</sub> (A)	T <sub>J</sub> (°C)	T <sub>stg</sub> (°C)	V <sub>F</sub> (V)	I <sub>R</sub> (μA)	I <sub>R(H)</sub> (μA)	R <sub>th(j-c)</sub>	Mass	Fig.
				50Hz Half-cycle Sinewave Single Shot			max per element	I <sub>F</sub> (A)	V <sub>R</sub> = V <sub>RM</sub> max per element	V <sub>R</sub> = V <sub>RM</sub> , T <sub>J</sub> = 100°C max per element	(°C/W)	
RBV-401	100	4.0	80	-40 to +150		1.05	10	100	5.0	4.05	Ⓐ	
RBV-402	200											
RBV-404	400											
RBV-406	600											
RBV-408	800											
RBV-40C	1000											
RBV-406M	600											
*RBV-406H	600											

\* RBV-406H trr 5.0μs

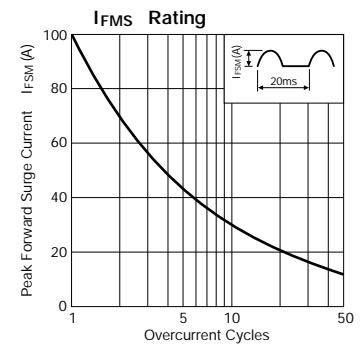
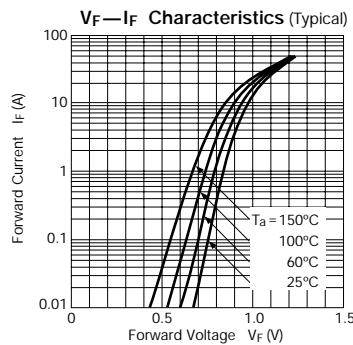
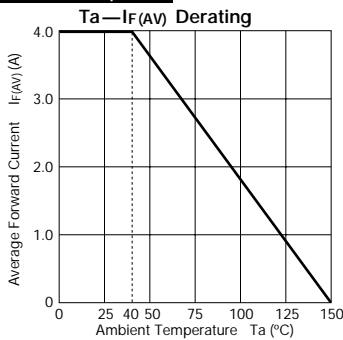
## RBV-401, 402



## RBV-404, 406



## RBV-408, 40C

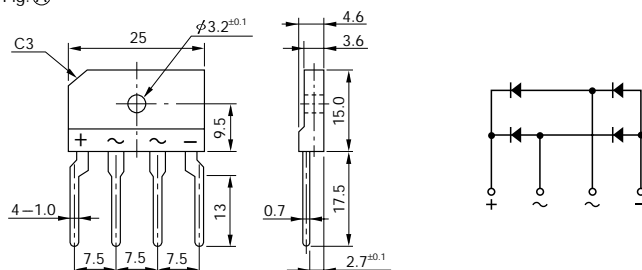


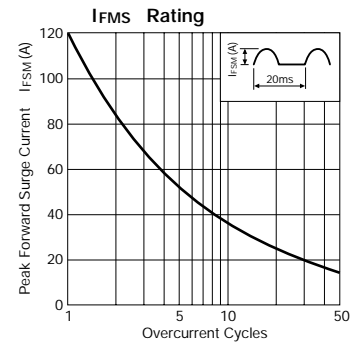
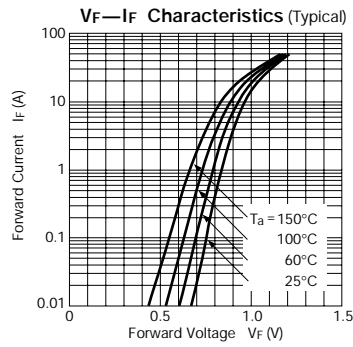
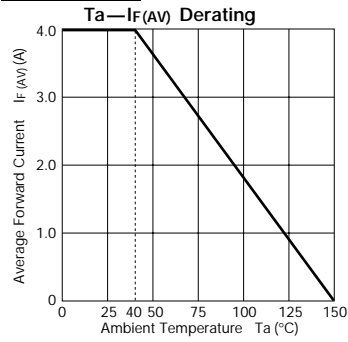
## External Dimensions

(Unit: mm)

Flammability:  
UL94V-0 or Equivalent

Fig. Ⓐ



**RBV-406M****RBV-406H**