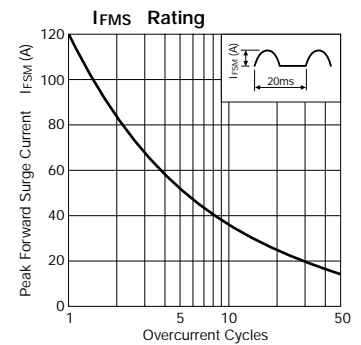
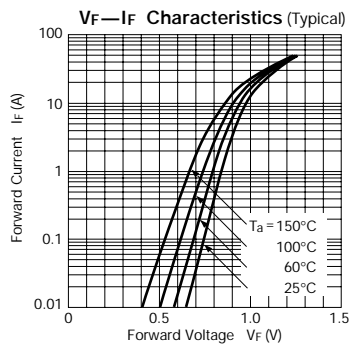
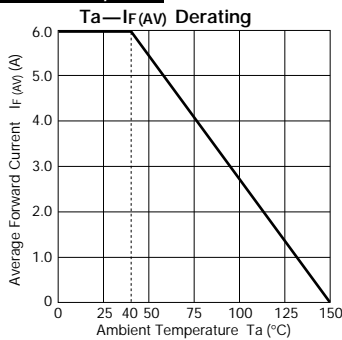


Bridge Diodes

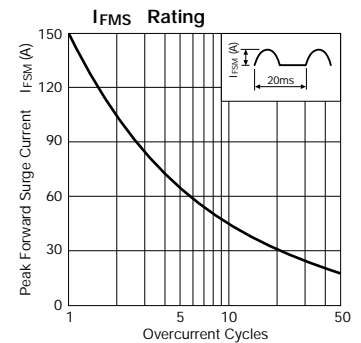
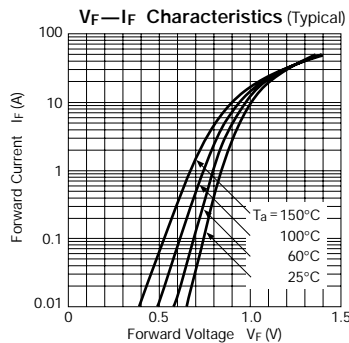
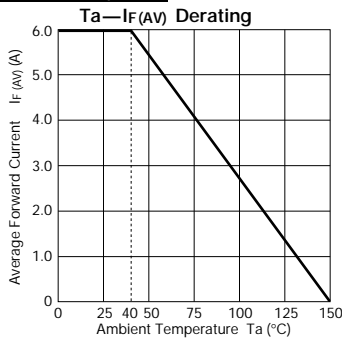
Type No.	Parameter	Absolute Maximum Ratings					Electrical Characteristics (Ta=25°C)				Others	
		V _{RM} (V)	I _{F(AV)} (A) With Heatsink	I _{FSM} (A) 50Hz Half-cycle Sinewave Single Shot	T _J (°C)	T _{stg} (°C)	V _F (V) max per element	I _R (μA) V _R =V _{RM} max per element	I _R (H) (μA) V _R =V _{RM} , T _J =100°C max per element	R _{th(j-c)} (°C/W)	Mass (g)	Fig.
RBV-601		100	6.0	120	-40 to +150	1.00	3.0	100	3.0	6.45	Ⓐ	
RBV-602		200										
RBV-604		400										
RBV-606		600										
RBV-608		800										
*RBV-606H		600										140

* RBV-606H t_{rr}5.0μs

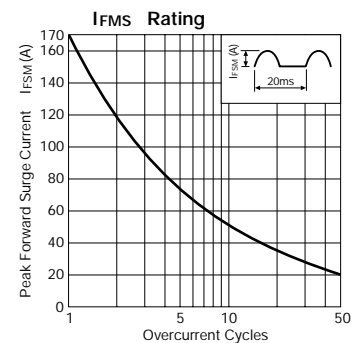
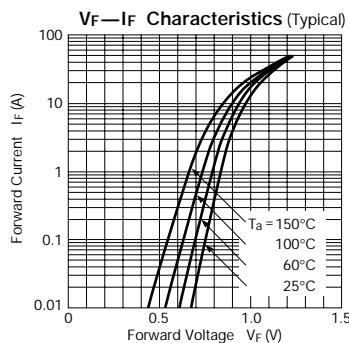
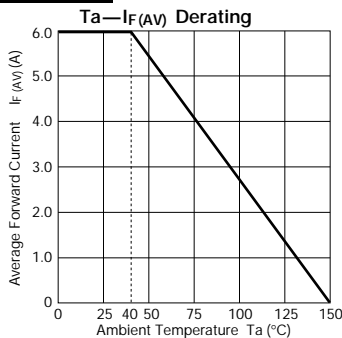
RBV-601, 602



RBV-604, 606



RBV-608

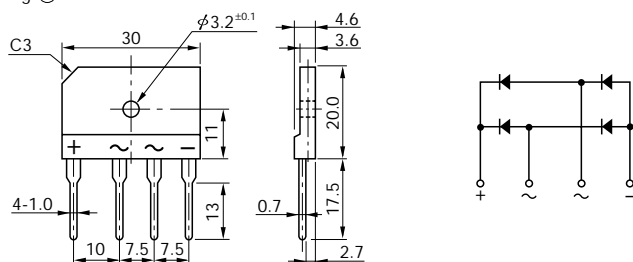


External Dimensions

(Unit: mm)

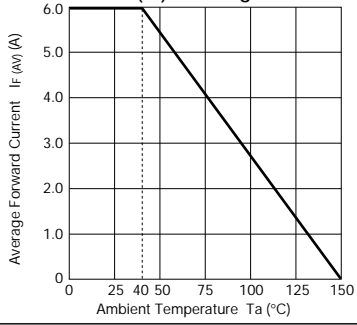
Flammability:
UL94V-0 or Equivalent

Fig. Ⓐ

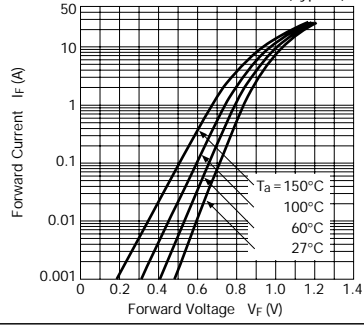


RBV-606H

T_a—I_{F(AV)} Derating



V_F—I_F Characteristics (Typical)



I_{FMS} Rating

