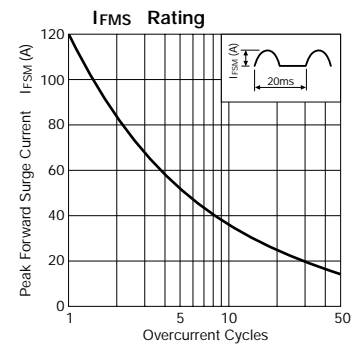
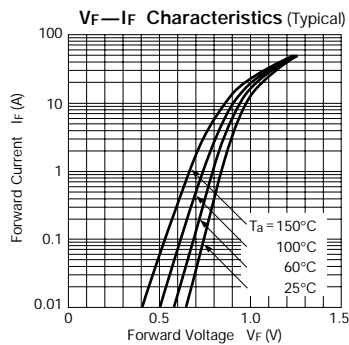
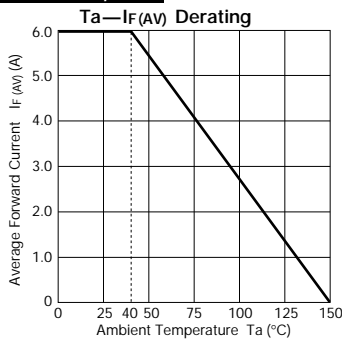


Bridge Diodes

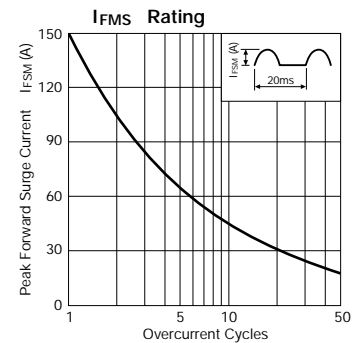
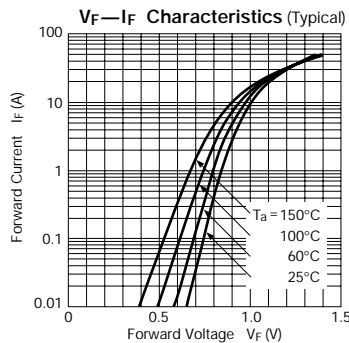
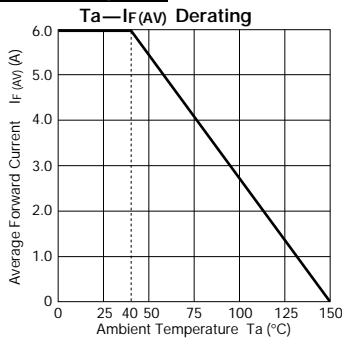
| Type No. | Parameter | Absolute Maximum Ratings | | | | | Electrical Characteristics (Ta=25°C) | | | | Others | |
|-----------|-----------|--------------------------|---|---|---------------------|-----------------------|---------------------------------------|---|---|-----------------------------|----------|------|
| | | V _{RM} (V) | I _{F(AV)} (A) With Heatsink | I _{FSM} (A) 50Hz Half-cycle Sinewave Single Shot | T _J (°C) | T _{stg} (°C) | V _F (V) max per element | I _R (μA) V _R =V _{RM} max per element | I _R (H) (μA) V _R =V _{RM} , T _J =100°C max per element | R _{th(j-c)} (°C/W) | Mass (g) | Fig. |
| RBV-601 | | 100 | 6.0 | 120 | -40 to +150 | 1.00 | 3.0 | 10 | 3.0 | 6.45 | Ⓐ | |
| RBV-602 | | 200 | | | | | | | | | | |
| RBV-604 | | 400 | | | | | | | | | | |
| RBV-606 | | 600 | | | | | | | | | | |
| RBV-608 | | 800 | | | | | | | | | | |
| *RBV-606H | | 600 | | | | | | | | | | 140 |

* RBV-606H t_{rr}5.0μs

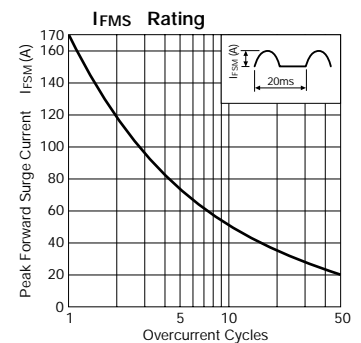
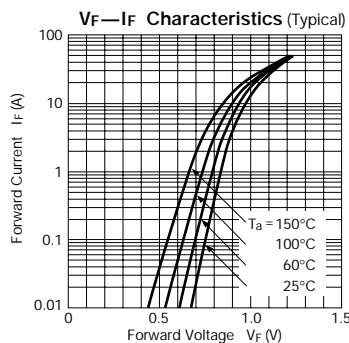
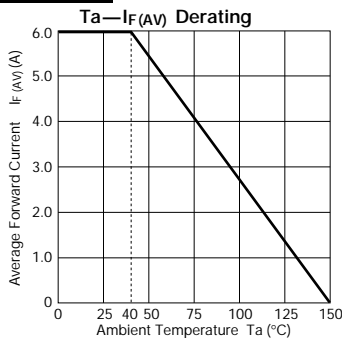
RBV-601, 602



RBV-604, 606



RBV-608

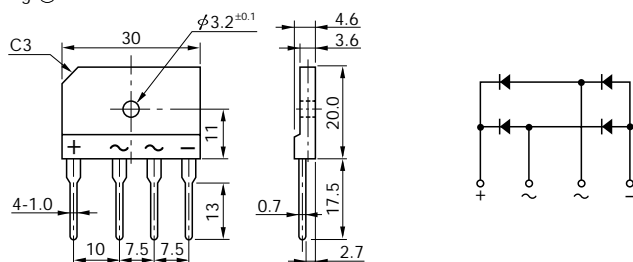


External Dimensions

(Unit: mm)

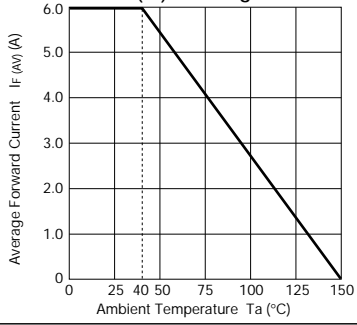
Flammability:
UL94V-0 or Equivalent

Fig. Ⓐ

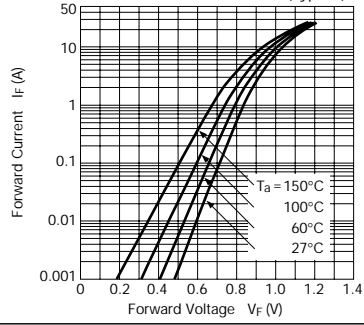


RBV-606H

Ta—If(AV) Derating



V_F—I_F Characteristics (Typical)



I_{FMS} Rating

