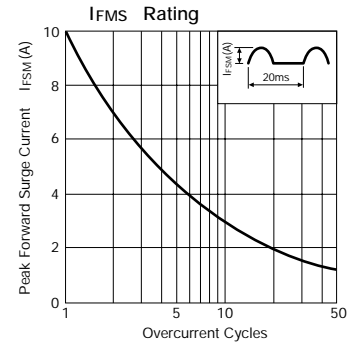
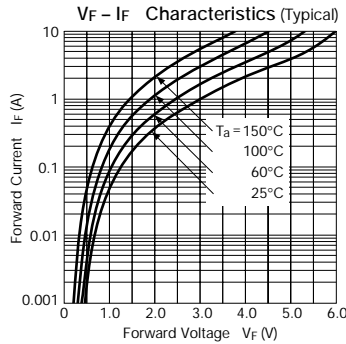
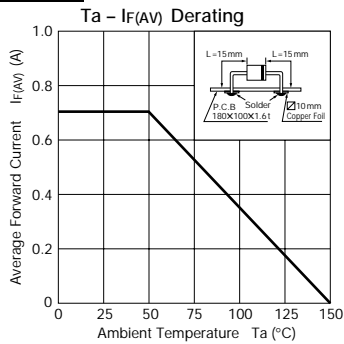


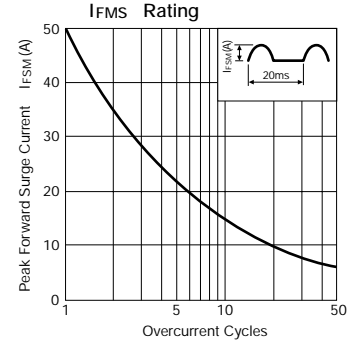
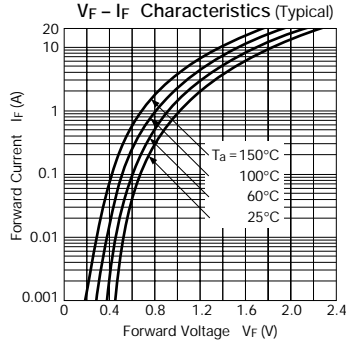
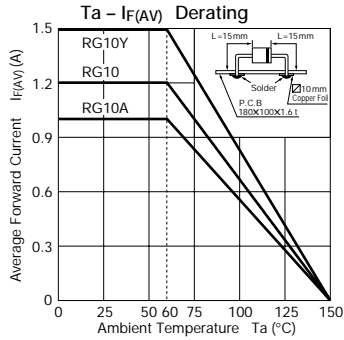
# Ultra-Fast-Recovery Rectifier Diodes

Parameter Type No.	Absolute Maximum Ratings					Electrical Characteristics (Ta = 25°C)							Others			
	VRM (V)	IF(AV) (A)	IFSM (A) 50Hz Half-cycle Sinewave Single Shot	Tj (°C)	Tstg (°C)	VF (V)		IR (mA)	IR(H) (mA)	trr① (ns)	trr② (ns)	Rth(j-l) (°C/W)	Mass (g)	Fig.		
						max	IF (A)	VR=VRM max	VR=VRM Ta=100°C max							
RG 1C	1000	0.7	10	-40 to +150		3.3	0.7	0.02	0.25	100	100/100	50	100/200	15	0.4	Ⓐ
RG 10Y	70	1.5				1.1	1.5									
RG 10Z	200	1.2				1.5	1.2									
RG 10	400		1.8			1.5	0.5	2.5								
RG 10A	600	1.0				2.0	1.0									
RG 2Y	70	1.5				1.1	1.5									

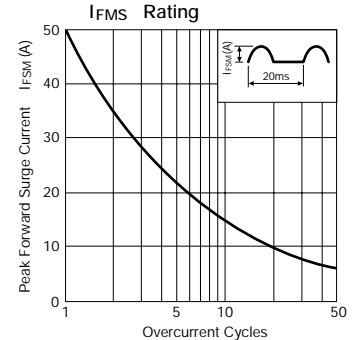
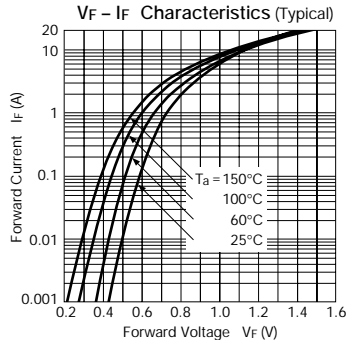
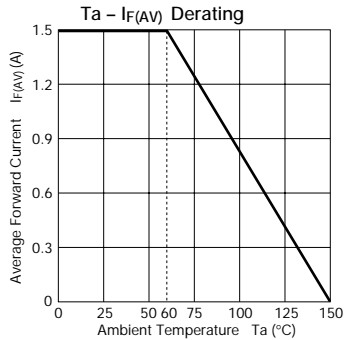
## RG 1C



## RG10 series



## RG 2Y



## External Dimensions

(Unit: mm)

Flammability:  
UL94V-0 or Equivalent

