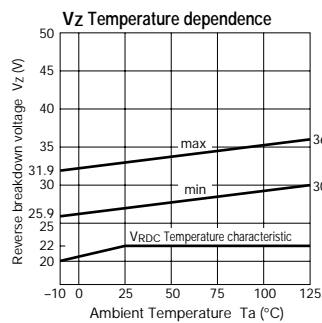
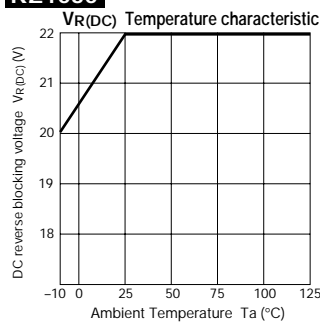


Avalanche Diodes with built-in Thyristor

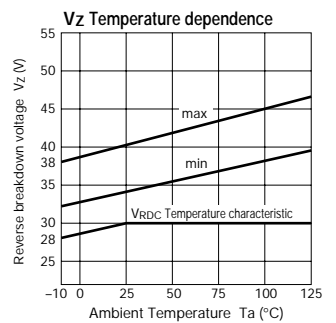
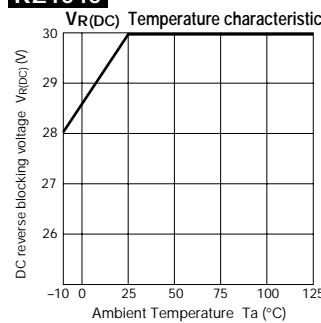
| Type No. | Parameter | Absolute Maximum Ratings | | | | Electrical Characteristics (Ta=25°C) | | | | Others | |
|----------|-----------|------------------------------|--|---------------------|-----------------------|--------------------------------------|--|---|----------|----------|------|
| | | V _{RDC} (V) (-10°C) | I _{TSM} (A) 50Hz Half-cycle Sinewave Single Shot | T _J (°C) | T _{stg} (°C) | V _Z (V) | I _R (μA) V _R =V _{RM} max | I _R (H) (μA) V _R =V _{RM} Ta=100°C max | γ (typ.) | Mass (g) | Fig. |
| RZ1030 | 20 | 30 | -10 to +125 | -40 to +150 | 27 to 33 | 10 | 50 | 0.03 | 0.44 | Ⓐ | |
| RZ1040 | 28 | | | | 34 to 40 | | | 0.05 | | | |
| RZ1055 | 40 | | | | 50 to 60 | | | 0.07 | | | |
| RZ1065 * | 50 | | | | 60 to 70 | | | | | | |
| RZ1100 * | 80 | | | | 90 to 110 | | | | | | |
| RZ1125 * | 105 | | | | 115 to 135 | | | | | | |
| RZ1150 | 125 | | | | 140 to 160 | | | 0.18 | | | |
| RZ1175 | 150 | | | | 165 to 185 | | | 0.22 | | | |
| RZ1200 | 180 | | | | 185 to 215 | | | 0.30 | | | |
| EZ0150 | 125 | | | | 140 to 160 | | | 0.18 | | | 0.2 |

* Under development

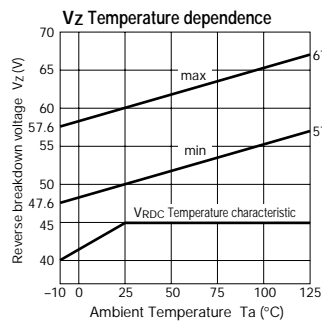
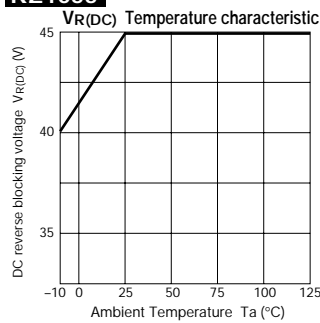
RZ1030



RZ1040



RZ1055



RZ1065

RZ1100

RZ1125

External Dimensions (Unit: mm)

Flammability:
UL94V-0 or Equivalent

Fig. Ⓐ

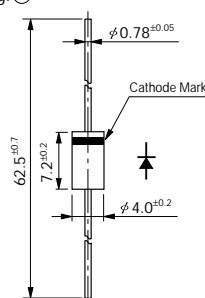
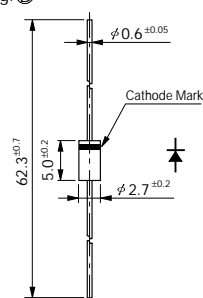
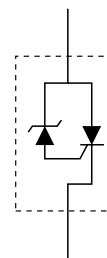
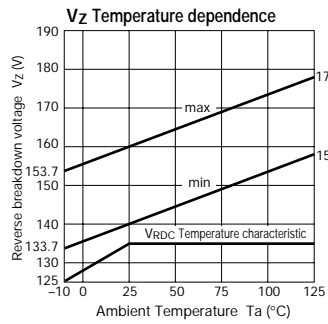
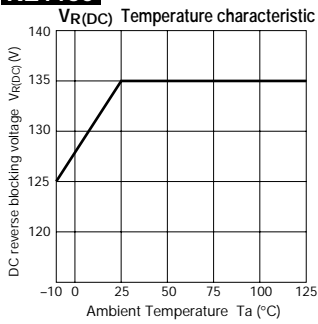
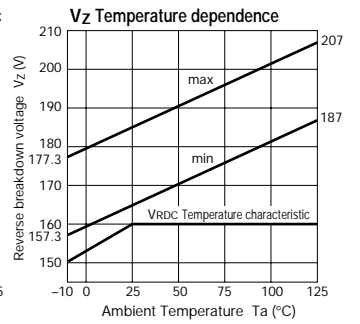
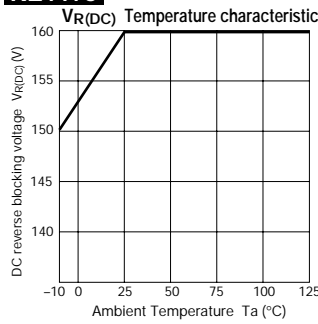
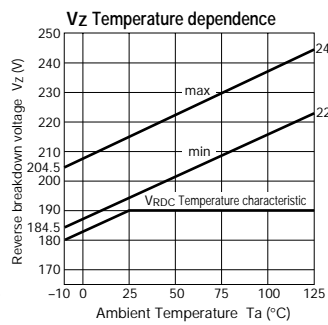
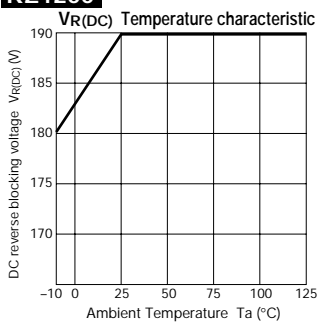


Fig. Ⓑ



Equivalent circuit diagram



RZ1150**RZ1175****RZ1200****EZ0150**