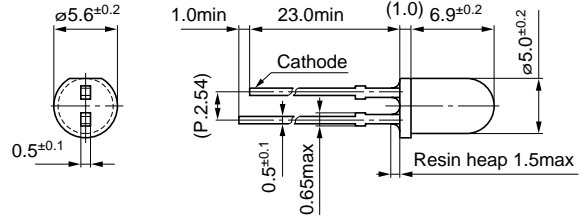


Infrared LEDs

■SID1010CXM series (Wide viewing angle)



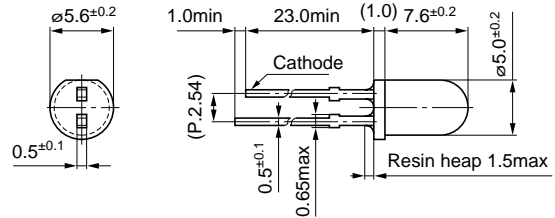
Outline drawing (A)



■SID1010CM series (Narrow viewing angle)



Outline drawing (B)

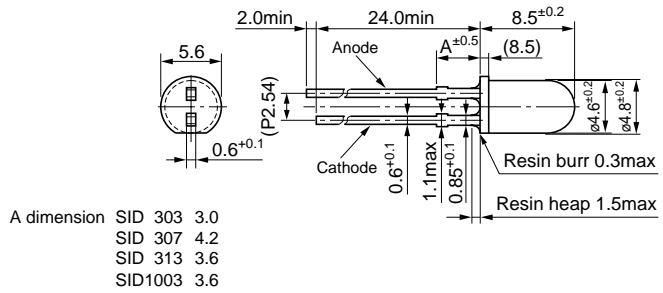


■External dimensions: Unit: mm Tolerance: ± 0.3

■SID300/1003 series (For remote control)



Outline drawing (C)



■External dimensions: Unit: mm Tolerance: ± 0.3

Absolute maximum ratings (Ta=25°C)

Symbol	Unit	Ratings
P _D	mW	150
I _F	mA	100
ΔI _F	mA/°C	-1.33 (above 25°C)
I _{FP}	mA	1,000 (f = 1kHz, TW ≤ 10μs)
V _R	V	5
Top	°C	-30 to +85
Tstg	°C	-30 to +100

Type No.	Electro-optical characteristics (Ta=25°C)									Outline drawing	
	V _F (V)		Condition I _F (mA)	I _R (μA)	Condition V _R (V)	I _e (mW/sr)		λ _p (nm)	Δλ (nm)		
	typ	max				min	Condition (Constant voltage)				
SID1010CXM (Wide viewing angle)	1.25	1.5	50	10	5	40	V _{CC} =3V Resistor R=2.2Ω	940	45	Ⓐ	
SID1010CM (Narrow viewing angle)						85				Ⓑ	
SID1K10CXM (High power output, wide viewing angle)	1.20	1.5	50	10	5	75	V _{CC} =3V Resistor R=2.2Ω	940	45	Ⓐ	
SID1K10CM (High power output, narrow viewing angle)						140				Ⓑ	
SID303C (Wide viewing angle)	1.25	1.4	50	10	5	100	V _{CC} =3V Resistor R=2.2Ω	940	50	Ⓒ	
SID303BR (Wide viewing angle)						220					
SID303BS (Wide viewing angle)											210
SID307BR (Narrow viewing angle)											
SID313BP (Narrow viewing angle)						170					
SID1003BQ (High power output)	1.45										

■For data communication

Type No.	Electro-optical characteristics (Ta=25°C)										Outline drawing	
	V _F (V)		Condition I _F (mA)	I _R (μA)	Condition V _R (V)	I _e (mW/sr)		t _{ON, OFF} (ns)		λ _p (nm)		Δλ (nm)
	typ	max				typ	Condition I _F (mA)	typ	Condition I _F (mA)			
SID1G10CM (Ultra-high power output)	1.5	1.8	50	100	3	30	50	30	30	850	40	Ⓑ
SID1F10CM (For high frequency)	1.5	1.8	50	100	3	25	50	10	30	850	40	Ⓑ