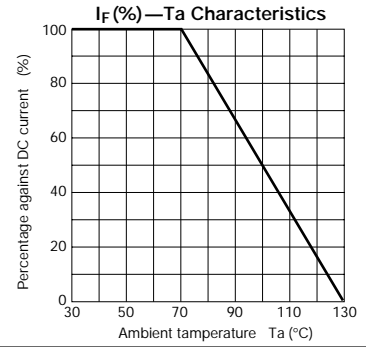
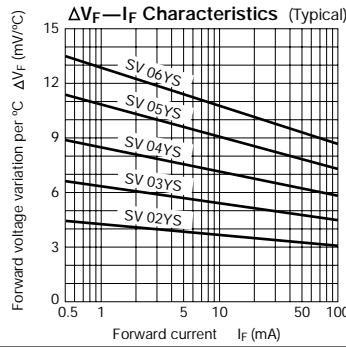
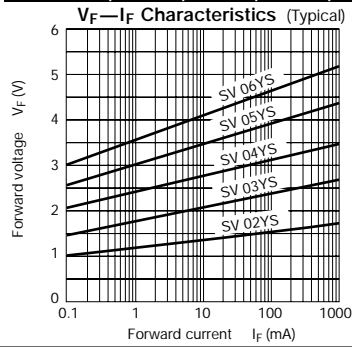


Symmetrical type Silicon Varistors

| Parameter Type No. | Absolute Maximum Ratings | | | | DC characteristics | | | Others | | Fig. | |
|-----------------------|--------------------------|--|------------------------|--------------------------|-----------------------|-----------------------|------------------------|--------------------------------|-------------|------|---|
| | I _F (mA) | I _{FSM} (A) 50Hz 1cycle Sinewave | T _J (°C) | T _{stg} (°C) | V _F (V) | | I _R (μA) | R _{th(j-ℓ)} (°C/W) | Mass (g) | | |
| | | | | | I _F = 1mA | I _F = 70mA | | | | | |
| SV 02YS | 200 | 30 | -40 to +130 | | 1.2±0.2 | 1.5±0.25 | 10 | 100 | 20 | 0.3 | Ⓐ |
| SV 03YS | 150 | 16 | | | 1.8±0.2 | 2.3±0.25 | | | | | |
| SV 04YS | 100 | 12 | | | 2.35±0.25 | 3.0±0.3 | | | | | |
| SV 05YS | 80 | 10 | | | 3.0±0.3 | 3.80±0.4 | | | | | |
| SV 06YS | 70 | 8 | | | 3.5±0.35 | 4.5±0.45 | | | | | |

■ Applications: Noise limiter, Instrument protection, Current blocking, Voltage limiter, Temperature compensation

SV 02YS, 03YS, 04YS, 05YS, 06YS



| Type No. | SV 02YS | SV 03YS | SV 04YS | SV 05YS | SV 06YS |
|-------------------|---------|---------|---------|---------|---------|
| Internal junction | | | | | |

External Dimensions
(Unit: mm)

Resin molded type
Flammability:
UL94V-0 or Equivalent

Fig. Ⓐ

Seal mark

● In North America, please send inquiries for the products listed in this page to World Products Inc.