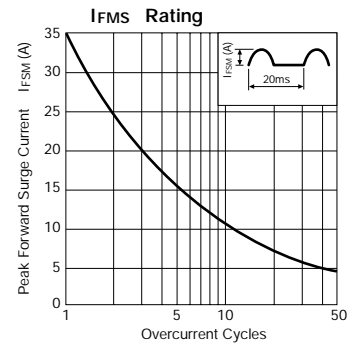
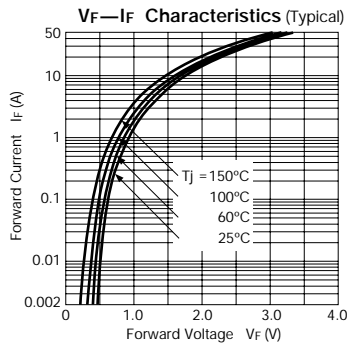
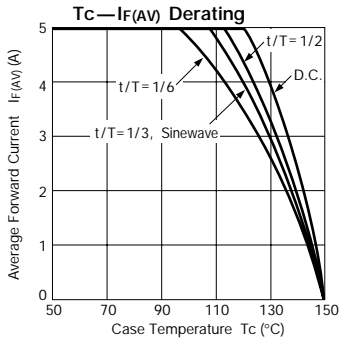


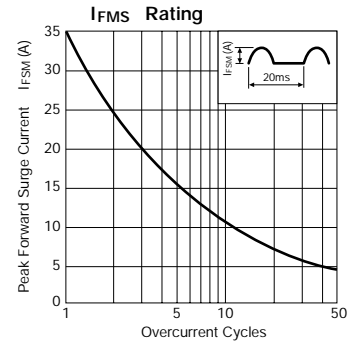
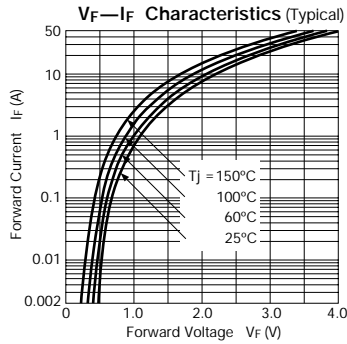
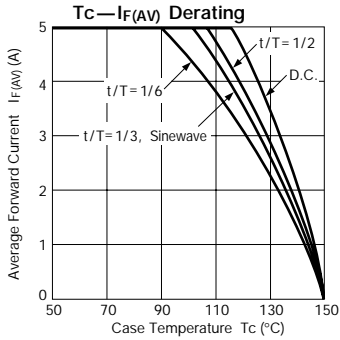
Ultra-Fast-Recovery Rectifier Diodes

Parameter Type No.	Absolute Maximum Ratings					Electrical Characteristics (Ta = 25°C)							Others		
	VRM (V)	IF(AV) (A)	IFSM (A) 50Hz Half-cycle Sinewave Single Shot	Tj (°C)	Tstg (°C)	VF (V)	IR (mA)	IR(H) (mA)	t _{rr} ① (ns)	t _{rr} ② (ns)	Rth(j-c) (°C/W)	Mass (g)	Fig.		
						max IF (A)	VR = VRM max	VR = VRM Ta = 100°C max	IF/IRP (mA)	IF/IRP (mA)					
FMG-12S/R	200	5.0	35	-40 to +150	1.80	2.5	0.5	1.5	100	100/100	50	100/200	4.0	2.1	Ⓐ
FMG-13S/R	300														
FMG-14S/R	400														

FMG-12S/R, 13S/R



FMG-14S/R



External Dimensions

(Unit: mm) (Full-mold)

Flammability:
UL94V-0 or Equivalent

Fig. Ⓐ

