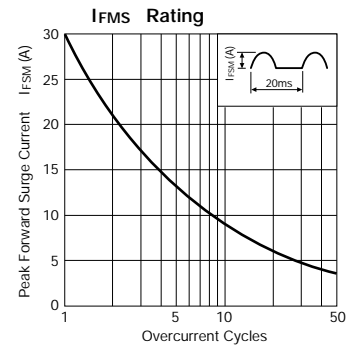
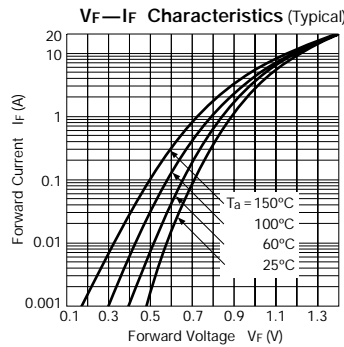
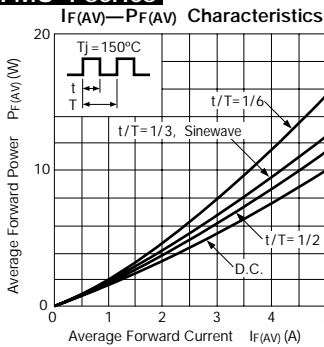


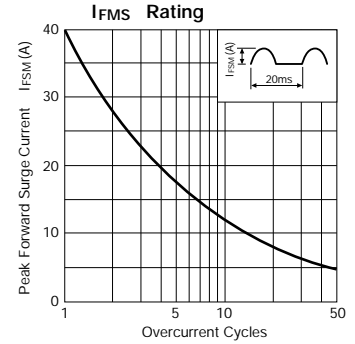
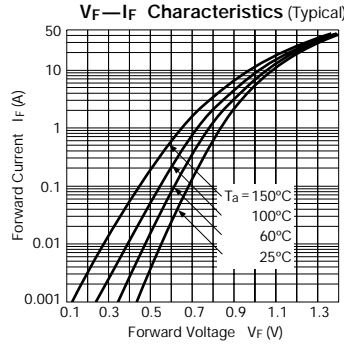
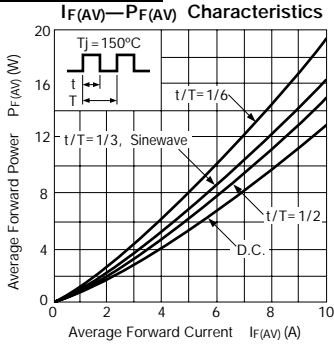
# Fast-Recovery Rectifier Diodes

Parameter Type No.	Absolute Maximum Ratings					Electrical Characteristics (Ta=25°C)							Others			
	V <sub>RM</sub> (V)	I <sub>F(AV)</sub> (A) With Heatsink	I <sub>FSM</sub> (A) 50Hz Half-cycle Sinewave Single Shot	T <sub>J</sub> (°C)	T <sub>stg</sub> (°C)	V <sub>F</sub> (V)		I <sub>R</sub> (μA)	I <sub>R</sub> (H) (μA)	t <sub>rr</sub> ① (μs)	t <sub>rr</sub> ② (μs)	R <sub>th</sub> (j-c) (°C/W)	Mass (g)	Fig.		
						max per element	I <sub>F</sub> (A)	V <sub>R</sub> =V <sub>RM</sub> max per element	V <sub>R</sub> =V <sub>RM</sub> , Ta=100°C max per element	I <sub>F</sub> /I <sub>RP</sub> (mA)	I <sub>F</sub> /I <sub>RP</sub> (mA)					
FMU-12S, R	200	5.0	30	-40 to +150		1.5	2.5	50	500	0.4	100/100	0.18	100/200	4.0	2.1	Ⓐ
FMU-14S, R	400															
FMU-16S, R	600															
FMU-21S, R	100	10.0	40			1.5	5.0	50	500	0.4	100/100	0.18	100/200	4.0	2.1	
FMU-22S, R	200															
FMU-24S, R	400															
FMU-26S, R	600	20.0	80	1.5	10.0	50	500	0.4	100/100	0.18	100/200	2.0	5.5	Ⓑ		
FMU-32S, R	200															
FMU-34S, R	400															
FMU-36S, R	600															

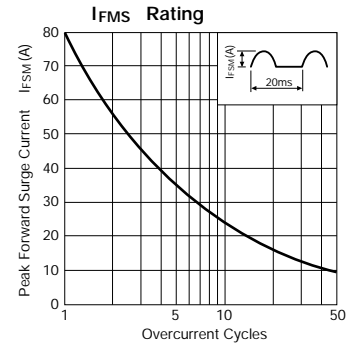
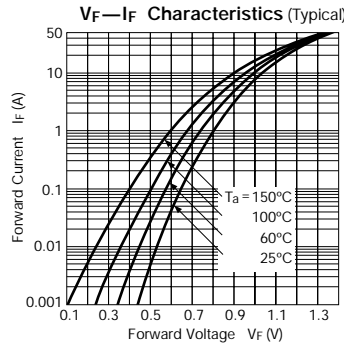
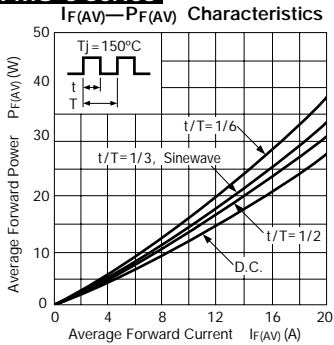
## FMU-1 series



## FMU-2 series



## FMU-3 series



## External Dimensions (Unit: mm)

Flammability:  
UL94V-0 or Equivalent

